

ST. **A** ST. AMBROSE FIGHTING BEES FOOTBALL GAME NOTES

2008

COACHING STAFF

Mike Magistrelli _____ Head Coach
Coe, '97 _____ 2nd Year at SAU

Jeff Girsch _____ Def. Coordinator
St. Ambrose, '94 _____ 13th Year at SAU

Tom Freeman _ Running Backs, Kickers/Punters
Wabash, '68 _____ 8th Year at SAU

Steve Bakeris _____ Offensive Line
Northern Iowa _____ 13th Year at SAU

Ed Morrissey _____ Outside Linebackers
Iowa _____ 2nd Year at SAU

Nathan Fisher _____ Defensive Line
St. Ambrose, '05 _____ 2nd Year at SAU

JD Wilson _____ Wide Receivers
Northern Arizona _____ 1st Year at SAU

Adam Jordison _____ Defensive Line
Coe, '07 _____ 2nd Year at SAU

Brad Cook _____ Offensive Line
St. Ambrose, '07 _____ 2nd Year at SAU

Matt Drinkall _ Inside Linebackers/Special Teams
Iowa _____ 1st Year at SAU

Max Duvall _____ Defensive Backs
Westmar _____ 1st Year at SAU

Russ Monk _____ Student Assistant

Fighting Bees News & Notes

#10 St. Ambrose Fighting Bees (1-1) vs. Waldorf Warriors (1-2)

September 20, 2008 -- Brady Street Stadium -- Davenport, Iowa

Kickoff: 2 p.m. (CDT)

Stadium: Brady Street Stadium (10,000) - Turf

Radio: 88.5 and 105.5 FM KALA Radio

TV: None

Rankings: SAU is ranked #10 in the NAIA preseason coaches' poll and #9 in the current Victory Sports Network poll

Series: St. Ambrose leads all-time series 5-0

Coaches -

St. Ambrose: Mike Magistrelli (Coe College, '97), 8-4 at SAU (2nd year)

Waldorf: Greg Youngblood (Bates College), 3-11 at Waldorf (2nd year)

BEES LOOKING FOR SECOND STRAIGHT WIN

After a strong second half last week, St. Ambrose looks to keep the momentum this afternoon against Waldorf College. The Fighting Bees are currently ranked 10th in the NAIA poll and 9th in the Victory Sports Network poll.

Last week, St. Ambrose scored the final 27 points of the game to defeat UW-Platteville 34-17. Waldorf, competing as an NAIA football independent this year before joining the Mid-States Football Association in 2009, picked up its first win of the season by defeating Dordt 17-13 in Forest City last week.


St. Ambrose has won all five previous meetings against Waldorf in a series dating back to 2003. SAU is 2-0 at home and 3-0 on the road against Waldorf. The Bees earned a 33-0 in Forest City last year.

Mike Magistrelli is 9-4 in his second year as the head coach of the Fighting Bees. Mike Emendorfer is in his second year at the helm of the Warriors. He has compiled a 3-11 record.

2007 FIGHTING BEES SCHEDULE AND RESULTS

Date	SAU Rank*	Opponent (Rank)	Time/Result	Series Standing	Last Meeting (prior to 2008)
Aug. 30	10/11	at South Dakota	L, 0-52	USD leads 1-0	First meeting in 2008
Sept. 13	10/11	UW-Platteville	W, 34-17	UW-P leads 10-6	UW-P 16, SAU 6 (2007)
Sept. 20	10/9	Waldorf	2 p.m.	SAU leads 5-0	SAU 33, Waldorf 0 (2007)
Sept. 27	-	at Saint Francis, Ind.	11 a.m.	USF leads 3-0	USF 20, SAU 7 (2007)
Oct. 4	-	St. Francis, Ill.	1 p.m.	SAU leads 9-4	SAU 42, USF 0 (2007)
Oct. 11	-	at William Penn	1 p.m.	SAU leads 11-7	SAU 45, WPU 10 (2007)
Oct. 18	-	McKendree	1 p.m.	SAU leads 7-3	SAU 23, McKendree 12 (2007)
Oct. 25	-	at Olivet Nazarene	1:30 p.m.	SAU leads 10-6	SAU 28, ONU 7 (2007)
Nov. 1	-	Iowa Wesleyan	1 p.m.	SAU leads 28-12-2	SAU 31, IWC 14 (2007)
Nov. 8	-	at Quincy	12 p.m.	SAU leads 9-1	SAU 38, Quincy 22 (2007)
Nov. 15	-	at Trinity International	1 p.m.	SAU leads 11-1	SAU 42, TIU 7 (2007)

* NAIA and Victory Sports Network rankings



St. Ambrose vs. Waldorf -- Sept. 20, 2008

Media Info

FOOTBALL INFORMATION CONTACT:

Sports Information Director

[Brian Thiessen](mailto:Brian.Thiessen@sau.edu)

(W) 563.333.6227 (C) 217.440.5805

(F) 563.333.6239

E-mail address: ThiessenBrianA@sau.edu
or sports@sau.edu

Assistant Sports Information Director

[Brad Mohr](mailto:Brad.Mohr@sau.edu)

(W) 563.333.6227 (F) 563.333.6239

E-mail address: sports@sau.edu

Series Record: Today's game is the sixth meeting between the two schools. St. Ambrose has won each of the five previous meetings. SAU is 2-0 all-time against Waldorf at home (71-7 in 2004 and 24-7 in 2006). Here is a look at the St. Ambrose-Waldorf matchup:

Year	Result	St. Ambrose				Waldorf			
		Run	Pass	Tot. Off.	TOs	Run	Pass	Tot. Off.	TOs
2003	SAU 70-0	537	171	708	0	68	8	76	3
2004	SAU 71-7	383	249	632	2	40	66	106	6
2005	SAU 31-3	162	140	302	1	106	66	172	5
2006	SAU 24-7	145	253	398	4	95	21	116	2
2007	SAU 33-0	169	232	401	1	122	100	222	3
Totals	SAU 229-17	1396	1045	2441	8	431	261	692	19
Avg.	SAU 45.8-3.4	279.2	209.0	488.2	1.6	86.2	52.2	138.4	3.8

Going for Six: St. Ambrose has a 5-0 all-time record against four schools - Waldorf (2003-07), Buena Vista (1926, 1930-33), Champion (1920-24) and Lindenwood (1991-95). A win today would give SAU a 6-0 mark against Waldorf, the most wins for the Bees against any opponent without a loss.

Last Meeting: St. Ambrose 33, Waldorf 0 (Sept. 15, 2007)

Mike Magistrelli got his first victory as the St. Ambrose head coach as the Bees defeated the Warriors in Forest City. SAU used a strong defensive performance and a balanced offensive attack that totaled 401 yards of offense (232 pass, 169 rush). Jim DuPage threw for two touchdowns and ran for two more. The Bees gave up 222 yards of offense and forced three turnovers.

Last Week -

St. Ambrose 34, UW-Platteville 17: St. Ambrose used a dominating second half to power past UW-Platteville. SAU scored the final 27 points of the contest. The Bees finished with 445 yards of offense. Will Ducey threw for 297 yards and three scores, Michael Hayward caught eight passes for 155 yards and two scores, and Brennan McCarron rushed 29 times for 129 yards and a pair of TDs. The defense limited the Pioneers to 131 yards of offense in the second half. SAU picked off three UW-Platteville passes.


Waldorf 17, Dordt 13: A defensive touchdown helped Waldorf pick up its first win of the year. Colton Harms rushed for 101 yards in the victory.

Home Field: The Bees have a 35-10 record at home dating back to 2000. SAU was 4-1 at Brady Street Stadium last year. The Bees have had perfect home records twice since 2000, going 5-0 in 2001 and 6-0 in 2005. The last time SAU did not have a winning record at home was during 2004 when the team was 2-2. The Bees last lost three home games in a year in 2000 (4-3).

Non-Conference Opponents: St. Ambrose has an 19-13 record against non-conference opponents since 2000. The Bees were 1-3 in such games in 2007. SAU is 10-6 at home against non-conference foes since the 2000 season. The Bees lost their only non-conference home game last year to Saint Francis, Ind., 20-7.

In Good Hands: The Bees are expecting big seasons out of a pair of wide receivers climbing the SAU record book in senior Kyle Korth and sophomore Michael Hayward. In 2007, Hayward set a school record for single-season receptions with 78 and is sixth in receiving yards (883) and touchdowns (9) in a season. Korth is third in the record book with 64 catches last year. He is tied for third all-time in career receptions (100) and sixth for career receiving yards (1295). The pair has combined for 190 receptions, 2351 yards and 19 touchdowns in their careers. Here is a look at their numbers:

Korth	Year	Rec.	Yds.	TDs	Hayward	Year	Rec.	Yds.	TDs
	2006	27	385	4		2006			
2007	64	820	4	2007	78	883	9		
2008	9	90	0	2008	12	173	2		
Totals		100	1295	8		90	1056	11	



St. Ambrose vs. Waldorf -- Sept. 20, 2008

SAU RECORD BOOK - PASSING

Passing Yards – Season

1. Josh Schmidt	3,023	2000
2. Jeff Kietzman	2,850	2005
3. Jim DuPage	2,826	2007
4. Chad Duffin	2,496	1997
5. John McDowell	2,265	2002

Completions – Season

1. Jeff Kietzman	265	2005
2. Jim DuPage	245	2007
3. Josh Schmidt	210	2000
4. Chad Duffin	184	1997
5. Jim DuPage	175	2006

Touchdowns – Season

1. Jim DuPage	30	2007
2. Josh Schmidt	28	2000
3. Chad Duffin	22	1997
4. Jeff Kietzman	21	2005
- John McDowell	21	2002

Passing Yards – Career

1. Chad Duffin	7,328	1994-97
2. Jeff Kietzman	6,514	2002-05
3. Bob Webb	5,104	1955-58
4. Jim DuPage	4,866	2005-07
5. John McDowell	3,723	1999-02

Completions – Career

1. Jeff Kietzman	559	2002-05
2. Chad Duffin	552	1994-97
3. Jim DuPage	420	2005-07
4. Bob Webb	325	1955-58
5. John Schmidt	300	1999-00

Touchdowns – Career

1. Chad Duffin	54	1994-97
2. Jeff Kietzman	49	2002-05
3. Jim DuPage	44	2005-07
- Bob Webb	44	1955-58
5. Josh Schmidt	38	1999-00
- John McDowell	38	1999-02

Total Offense – Season

1. Josh Schmidt	3,384	2000
2. Jim DuPage	2,910	2007
3. Jeff Kietzman	2,791	2005
4. Jeff Kietzman	2,448	2003
5. Chad Duffin	2,371	1997

Total Offense – Career

1. Chad Duffin	7,111	1994-97
2. Jeff Kietzman	6,681	2002-05
3. Lionel Porter	5,947	1993-96
4. Tim Jackson	5,412	1986-89
5. Bob Jurevitz	5,126	1982-85

St. Ambrose Head Coach Mike Magistrelli

Mike Magistrelli took the reigns of the St. Ambrose Fighting Bees football program in 2007 and won the Mid-States Football Association Midwest League championship in his first year. He has a career record of 9-4, including a 1-1 mark so far in 2008.

In 2007, the Bees were 8-3 overall and 7-0 in MSFA Midwest League play. The season ended with a 33-27 loss to Saint Xavier in the NAIA playoffs. St. Ambrose led the MSFA in scoring defense (allowing only 12.8 points per game) and pass defense (allowing only 134.7 passing yards per game). The team was second in the conference in total defense, surrendering just over 288 yards per contest.

A two-time all-conference quarterback at Coe College, Magistrelli began his coaching career as a graduate assistant at St. Ambrose from 1997-99.

He returned to Coe in 1999 and served as the quarterback coach and recruiting coordinator for three seasons. In 2000, his quarterback set the single-season Iowa Conference record by throwing for 2,275 yards. Magistrelli was promoted to defensive coordinator at Coe in 2001, and the following year, the Kohawks won their first conference championship in school history.

After five seasons at Coe, Magistrelli came back to St. Ambrose in 2004 as the defensive coordinator under head coach Todd Sturdy. He remained the defensive coordinator through the 2006 season before taking the helm in 2007.

Magistrelli received his bachelor's degree in Elementary Education from Coe in 1997 and his master's in Post-Secondary Disability Services from St. Ambrose in 1999.

He currently resides in Bettendorf, Iowa, with his wife Lisa and their three children, Paige, Brooke and Matthew.


Waldorf Head Coach Greg Youngblood

Greg Youngblood was named the head football coach at Waldorf College in December 2006. He has a career record of 3-11, including a 1-2 mark in 2008, in his two years with the Warriors.

Youngblood joined Waldorf as an assistant coach prior to the 2006 season. He had served as an assistant coach at Taylor University in Upland, Ind., before coming to Waldorf. He has 12 years of coaching experience.

Youngblood was a three-year letter winner at Bates College. He earned the Bates College Bob Schmidt football award for courage, strong character, and positive attitude. Youngblood earned his master's degree in Sports Administration from the University of New Mexico.

Youngblood replaced David Bolstorff, who retired from coaching after the 2006 season. Bolstorff had a record of 189-184-2 from 1968-2006 at Waldorf.



**SAU RECORD BOOK
- RUSHING**

Rushing Yards - Season

1. Nate Norman	2,069	2001
2. Lionel Porter	1,686	1996
3. Joe Schimmel	1,602	2003
4. Tim Jackson	1,461	1987
5. Nate Norman	1,436	1999

Avg. Per Rush - Season

1. Bob Flanagan	9.3	1951
2. Pat Carroll	8.0	1950
3. Don Doody	7.3	1949
4. Larry Williams	7.2	2004
5. Nate Norman	7.1	2001

Rushing TDs - Season

1. Bob Jurevitz	27	1985
2. Joe Schimmel	19	2003
- Lionel Porter	19	1996
4. Nate Norman	17	2000
- Tim Jackson	17	1987
- Bob Jurevitz	17	1984
- Bob Flanagan	17	1951

Rushes - Season

1. Tim Jackson	331	1987
2. Bob Jurevitz	311	1985
3. Nate Norman	291	2001
4. Joe Schimmel	267	2003
5. Lionel Porter	265	1996

Rushing Yards - Career

1. Lionel Porter	5,437	1993-96
2. Bob Jurevitz	5,126	1982-85
3. Nate Norman	4,952	1999-01
4. Joe Schimmel	3,411	2001-04
5. Tim Jackson	2,594	1986-89

Avg. Per Rush - Career

1. Bob Flanagan	9.3	1951
2. Pat Carroll	8.0	1950
3. Larry Williams	7.1	2003-04
4. Don Doody	6.6	1947-49
5. Brandon Adolphs	6.2	1999-02

Rushes - Career

1. Lionel Porter	969	1993-96
2. Bob Jurevitz	920	1982-85
3. Nate Norman	762	1999-01
4. Tim Jackson	668	1986-89
5. Joe Schimmel	561	2001-04

SAU's Record When...

Playing at Home	1-0
Playing on Road	0-1
Ahead at Half	0-0
Behind at Half	1-1
Ahead after Third Quarter	1-0
Behind after Third Quarter	0-1
SAU Scores First	1-0
Opponent Scores First	0-1
Out-gain the Opponents Rushing	1-0
Out-gain the Opponents Passing	1-0
Fewer Turnovers than Opponent	1-0
More Turnovers than Opponent	0-1
Fewer Penalties than Opponent	1-1
More Penalties than Opponent	0-0

Games Decided by Seven Points or Less: The Fighting Bees are 5-6 in games decided by seven points or less, including an 0-3 mark in overtime games, since 2004.

<u>Date</u>	<u>Opponent</u>	<u>Score</u>
11/17/07	Saint Xavier	L, 27-33
11/18/06	Morningside	L, 31-38 (2 OT)
11/11/06	at Olivet Nazarene	W, 27-23
10/14/06	McKendree	W, 28-21
09/02/06	at Loras	W, 17-15
10/22/05	at Saint Xavier	L, 31-38 (OT)
09/10/05	Loras	W, 29-28
11/13/04	at Olivet Nazarene	L, 31-35
11/06/04	McKendree	L, 31-38 (2 OT)
10/23/04	Saint Xavier	L, 23-27
09/11/04	at Loras	W, 16-14

Game-Opening Drives

<u>Game</u>	<u>St. Ambrose</u>			<u>Opponent</u>		
	<u>Pts.</u>	<u>1st Dns</u>	<u>Yds.</u>	<u>Pts.</u>	<u>1st Dns</u>	<u>Yds.</u>
at South Dakota	0	0	4	7	2	67
UW-Platteville	0	2	37	0	0	5

Second Half Opening Drives

<u>Game</u>	<u>St. Ambrose</u>			<u>Opponent</u>		
	<u>Pts.</u>	<u>1st Dns</u>	<u>Yds.</u>	<u>Pts.</u>	<u>1st Dns</u>	<u>Yds.</u>
at South Dakota	0	0	8	0	0	0
UW-Platteville	7	1	73	0	3	48

In the Red Zone

	SAU	Opp.
Times at or inside the 20	4	8
Total Scores	4	6
Touchdowns	4	5
Rushing TDs	2	2
Passing TDs	2	3
Field Goals	0	1
Downs	0	1
Missed FGs	0	0
Turnovers	0	1
End Game/Half	0	0
Scoring Percentage	100.0	75.0



St. Ambrose vs. Waldorf -- Sept. 20, 2008

SAU RECORD BOOK - RECEIVING

Receiving Yards - Season

1. Tom Furlan	1,096	1998
2. Vaughn Corley	1,030	2000
3. J.F. Green	962	1983
4. Andre Banks	924	2001
5. Steve Ruden	915	1996

Receptions - Season

1. Michael Hayward	78	2007
2. Tyrone Tyler	68	1999
3. Kyle Korth	64	2007
4. Andre Banks	63	2001
5. Dan McMullen	60	2000

Avg. Per Catch - Season

1. Steve Ruden	27.7	1996
2. Vaughn Corley	24.5	2000
3. Dusty Hoffman	23.5	1991
4. J.F. Green	22.9	1983
5. Aaron Washington	22.0	2003

Touchdowns - Season

1. Tyler Driscoll	11	2007
- Tom Broders	11	1980
3. Andre Banks	10	2001
- Vaughn Corley	10	2000
- Dan McMullen	10	2000

Receiving Yards - Career

1. Tom Furlan	2,448	1995-98
2. Jeff Girsch	1,617	1990-93
3. Dusty Hoffman	1,565	1989-92
4. Joe DuPage	1,340	2001-04
5. Clint Westemeyer	1,335	1955-57

Receptions - Career

1. Tom Furlan	136	1995-98
2. Andy Ford	106	2001-04
3. Kyle Korth	100	2005-07
- Dusty Hoffman	100	1989-92
5. Zach Swinderman	96	1996-98

Avg. Per Catch - Career

1. Todd Weeks	19.8	1983-86
2. Tom Furlan	18.0	1995-98
3. Clint Westemeyer	17.8	1955-57
4. Jeff Girsch	17.2	1990-93
5. Brandin Smith	15.5	2004-07

Touchdowns - Career

1. Tom Furlan	15	1995-98
- Vaughn Corley	15	1998-01
3. Tyler Driscoll	14	2005-07
4. Todd Weeks	13	1893-86
5. Chris Buhans	12	2003-05

Plays of 30 Yards or More

Yards	Opponent	Qtr	Player
70	UW-Platteville	3	Michael Hayward reception from Will Ducey
44	UW-Platteville	1	Billy Rembold reception from Will Ducey
37	UW-Platteville	3	Brennan McCarron
32	South Dakota	1	Brennan McCarron run

*indicates play for touchdown

Turnover Margin

	SAU <u>TO</u>	OPP <u>TO</u>	GAME <u>MARGIN</u>	SEASON <u>MARGIN</u>
South Dakota	1	0	-1	-1
UW-Platteville	0	3	+3	+2

Points After Turnovers

	SAU	Opp.
TO Forced	3	1
Total Scores	3	1
Scoring Pct.	100	100
Points off TOs	21	7

Starting Field Position

Game	SAU	Opp.
at South Dakota	Own 29	Own 30
UW-Platteville	Own 33	Own 33

Time of Possession

Game	SAU	Opp.
at South Dakota	29:41	30:19
UW-Platteville	34:08	25:52

Scoring Drives

5 Drives (2 run, 3 pass, 0 FG)

- 1 First Quarter Drives (1 run, 0 pass, 0 FG)
- 1 Second Quarter Drives (1 run, 0 pass, 0 FG)
- 2 Third Quarter Drives (0 run, 2 pass, 0 FG)
- 1 Fourth Quarter Drives (0 run, 1 pass, 0 FG)
- 0 Overtime Drives (0 run, 0 pass, 0 FG)

Scoring Drives (Game-By-Game)

Opponent	Plays	Yards	Time	Result	Qtr.	How Scored
UW-Platteville	3	19	0:44	TD	1	McCarron, 3 run
UW-Platteville	12	86	2:02	TD	2	McCarron, 3 run
UW-Platteville	5	73	0:36	TD	3	Hochstetler, 3 pass
UW-Platteville	4	42	1:56	TD	3	Hayward, 3 pass
UW-Platteville	4	30	1:40	TD	4	Hayward, 25 pass

Longest Drives

SAU Longest Drive Breakdown

- By # of Plays: 12 vs. UW-Platteville (12 plays, 86 yards, 2:02, ended with TD)
- By # of Yards: 86 vs. UW-Platteville (12 plays, 86 yards, 2:02, ended with TD)
- By Time of Possession: 5:45 at South Dakota (10 plays, 40 yards, 5:45, ended with punt)

Opponent Longest Drive Breakdown

- By # of Plays: 14, UW-Platteville (14 plays, 62 yards, 3:44, ended with FG)
- By # of Yards: 79, South Dakota (1 play, 79 yards, 0:13, ended with TD)
- By Time of Possession: 5:37, South Dakota (11 plays, 76 yards, 5:37, ended with TD)



St. Ambrose vs. Waldorf -- Sept. 20, 2008

SAU RECORD BOOK - MISC.

Scoring - Season

1. Bob Jurevitz	162	1985
2. Lionel Porter	144	1996
3. Joe Schimmel	122	2003
4. Bob Jurevitz	110	1984
5. Four tied	102	

Touchdowns - Career

1. Bob Jurevitz	64	1982-85
2. Lionel Porter	53	1993-96
3. Nate Norman	38	1999-01
4. Joe Schimmel	36	2001-04
5. Tyler Driscoll	25	2004-07
- Tim Jackson	25	1986-89

Scoring - Career

1. Bob Jurevitz	414	1982-85
2. Lionel Porter	318	1993-96
3. Joe Schimmel	244	2001-04
4. Nate Norman	240	1999-01
5. Brandon Adolphs	176	1999-02

Longest Field Goal Made

1. Brian Hanssen	54	1999
2. Chris Melink	48	1984
3. Evan Gutierrez	47	2005
4. Brian Hanssen	46	1998
5. Three tied	44	

Punting - Season

1. Josh Embretson	41.2	2000
2. Josh Embretson	41.1	2001
3. Gene Walton	39.1	1955
4. Greg Klatecki	38.5	1997
5. Josh Embretson	38.1	1999

Kick Scoring - Season

1. Matt Webster	81	2004
2. Evan Gutierrez	70	2005
3. Pete Ivanic	71	1996
4. Evan Gutierrez	70	2005
5. Matt Webster	69	2003

Game-By-Game Team Statistics

	Rush	Pass	Tot.Off.	1 st Dwns	TOP	3 rd Dwn	4 th Dwn	Penalties
St. Ambrose								
at South Dakota	35-108	28-66	63-174	10	29:41	3-17	1-1	3-25
UW-Platteville	41-148	43-297	84-445	18	34:08	7-19	1-3	5-35
Opponent								
South Dakota	42-299	22-248	64-547	26	30:19	6-12	0-1	7-64
UW-Platteville	23-70	52-257	75-327	17	25:52	4-17	2-4	6-47

Game-By-Game Individual Statistics

Game-By-Game Rushing

	South Dakota Att-Yds-TD	UW-Platteville Att-Yds-TD
B. McCarron	15-64-0	29-129-2
K. Ryon	8-37-0	2-7-0
M. LaRocco	3-8-0	0-0-0
W. Ducey	6-4-0	8-6-0
T. Brown	2-(-1)-0	0-0-0

Game-By-Game Passing

	Will Ducey (Comp-Att-TD-INT-Yds)
South Dakota	12-28-0-1-66
UW-Platteville	21-42-3-0-297

Game-By-Game Receiving


	South Dakota Rec-Yds-TD	UW-Platteville Rec-Yds-TD
M. Hayward	4-18-0	8-155-2
K. Korth	4-42-0	5-48-0
D. Kietzman	1-7-0	0-0-0
M. LaRocco	1-3-0	1-5-0
T. Brown	1-(-1)-0	0-0-0
B. Rembold	1-(-3)-0	1-44-0
B. McCarron	0-0-0	5-42-0
A. Hochstetler	0-0-0	1-3-1

Game-By-Game Punting

	David Wiemers (Punts-Yds-Avg-Long)	Scott Langel
South Dakota	11-353-32.1-44	0-0-0
UW-Platteville	8-235-29.4-44	0-0-0

Game-By-Game Tackles

	Solo-Assists-Total	South Dakota	UW-Platteville
T. Boyle		5-5-10	2-6-8
Z. Hughes		5-4-9	2-2-4
C. Green		4-4-8	3-1-4
H. Belshause		1-6-7	2-4-6
M. Walter		1-5-6	3-3-6
V. Fillipp		0-6-6	1-3-4
K. Griswold		3-1-4	2-3-5
J. Jakaitis		2-2-4	1-4-5
S. Herbert		2-2-4	1-3-4
PJ Conroy		1-3-4	4-4-8
J. Carioti		0-4-4	1-2-3
J. Wahrman		1-2-3	2-0-2
J. Reichelt		2-0-2	0-0-0
C. Lafler		1-1-2	0-3-3
J. Bradford		0-1-1	1-0-1



St. Ambrose vs. Waldorf -- Sept. 20, 2008

Mid-States Football Association

2008 Midwest League Standings

SAU RECORD BOOK
- DEFENSE

Total Tackles - Season

1. Aaron Mormann	139	2000
2. DJ Wilkinson	122	1996
3. Kevin Hopkins	113	2003
4. DJ Wilkinson	111	1997
5. Derrick Miller	109	1999

Tackles for Loss - Season

1. Aaron Mormann	23	2000
2. Andy Wulf	18	2006
3. Adam Clark	17	2000
4. Dan Eble	16	2005
5. Nathan Schultz	15.5	2005

Sacks - Season

1. Andy Wulf	10	2006
- Jeff Paulsen	10	1995
3. Dan Eble	8	2005
4. Four tied	7	

Interceptions - Season

1. John Rollinger	11	1985
2. Kevin Dorcy	9	2001
2. Tony Funderbunk	9	1996
2. Phil Waters	9	1979
5. Four tied	7	

Total Tackles - Career

1. Dan Timmons	338	1992-95
2. DJ Wilkinson	334	1994-97
3. Aaron Mormann	292	1998-01
4. LaVill Figgs	238	1998-02
5. Kevin Hopkins	212	2001-04

Tackles for Loss - Career

1. Aaron Mormann	49	1998-01
2. Dan Eble	37	2004-07
3. Ben Sacco	32	2002-06
4. Andy Wulf	30	2002-06
5. Two tied	29	

Sacks - Career

1. Dan Eble	22	2004-07
2. Andy Wulf	17	2002-06
- Ken Koehler	17	1991-94
4. Jeff Paulson	12	1992-95
- Ben Sacco	12	2002-06

Interceptions - Career

1. John Rollinger	26	1984-87
2. Phil Waters	16	1977-79
3. Kevin Dorcy	13	1998-01
- Tony Funderbunk	13	1995-97
5. Tim Goodwin	12	1984-87

<u>School</u>	<u>MSFA</u>	<u>Overall</u>	<u>GB</u>	<u>Streak</u>
Saint Francis (IL)	0-0 .000	2-0 1.000	--	Won 2
Iowa Wesleyan	0-0 .000	1-1 .500	--	Lost 1
McKendree	0-0 .000	1-1 .500	--	Lost 1
Olivet Nazarene	0-0 .000	1-1 .500	--	Won 1
Saint Ambrose	0-0 .000	1-1 .500	--	Won 1
William Penn	0-0 .000	1-2 .333	--	Lost 2
Quincy	0-0 .000	0-2 .000	--	Lost 2
Trinity International	0-0 .000	0-2 .000	--	Lost 2

2008 Mideast League Standings

<u>School</u>	<u>MSFA</u>	<u>Overall</u>	<u>GB</u>	<u>Streak</u>
Ohio Dominican	1-0 1.000	2-0 1.000	--	Won 2
Saint Francis (Ind.)	0-0 .000	2-0 1.000	0.5	Won 2
Taylor	0-0 .000	1-1 .500	0.5	Lost 1
Urbana	0-0 .000	1-1 .500	0.5	Won 1
Walsh	0-0 .000	1-2 .333	0.5	Lost 2
Malone	0-0 .000	0-1 .000	0.5	Lost 1
Saint Xavier	0-0 .000	0-2 .000	0.5	Lost 2
Marian	0-1 .000	2-1 .667	1.0	Won 2

Today's Games

UW-Oshkosh at Ohio Dominican, 10 a.m.
 Marian at Valparaiso, 11 a.m.
 *Saint Francis, Ind. at Taylor, 12 p.m.
 Peru State at Iowa Wesleyan, 1 p.m.
 Urbana at Tusculum, 1 p.m.
 Grand View at St. Francis, Ill., 1 p.m.
 Waldorf at St. Ambrose, 1 p.m.
 Trinity International at Lincoln, 1 p.m.
 Quincy at Central Arkansas, 6 p.m.
 Saint Xavier at Olivet Nazarene, 6 p.m.

Last Week's Scores

St. Francis, Ill. 24, Saint Xavier 21
 Olivet Nazarene 27, Taylor 20 (OT)
 Saint Francis, Ind. 21, Quincy 0
 UW-Stevens Point 45, Iowa Wesleyan 7
 St. Ambrose 34, UW-Platteville 17
 Drake 36, William Penn 0
 Marian 28, McKendree 21
 Seton Hill 23, Walsh 21
 Ohio Dominican 50, Campbellsville 14
 Union 35, Malone 28



2008 St. Ambrose University Statistical Highlights

Individual Offense	Player	Opponent	Date
Most Points	12 – Brennan McCarron and Michael Hayward	UW-Platteville	09/13/08
Most Points Kicking	4 – Scott Langel	UW-Platteville	09/13/08
Most Touchdowns	2 – Brennan McCarron and Michael Hayward	UW-Platteville	09/13/08
Most Extra Points	4 – Scott Langel	UW-Platteville	09/13/08
Most Yards Total Offense	303 – Will Ducey	UW-Platteville	09/13/08
Most Yards Rushing	129 – Brennan McCarron	UW-Platteville	09/13/08
Most Rushing Attempts	29 – Brennan McCarron	UW-Platteville	09/13/08
Most Yards Passing	297 – Will Ducey	UW-Platteville	09/13/08
Most Pass Attempts	42 – Will Ducey	UW-Platteville	09/13/08
Most Pass Completions	21 – Will Ducey	UW-Platteville	09/13/08
Most Yards Receiving	155 – Michael Hayward	UW-Platteville	09/13/08
Most Receptions	8 – Michael Hayward	UW-Platteville	09/13/08

Team Offense	Number	Opponent	Date
Most Points	34	UW-Platteville	09/13/08
Most Touchdowns	5	UW-Platteville	09/13/08
Most Total Yards	445 (148 rush, 297 pass)	UW-Platteville	09/13/08
Most Yards Rushing	148	UW-Platteville	09/13/08
Most Yards Passing	297	UW-Platteville	09/13/08
Most Passing Attempts	43	UW-Platteville	09/13/08
Most Completions	21	UW-Platteville	09/13/08
Most Total First Downs	18	UW-Platteville	09/13/08
Most First Downs Rushing	5 (two times), latest	UW-Platteville	09/13/08
Most First Downs Passing	11	UW-Platteville	09/13/08
Most First Downs Penalty	2	UW-Platteville	09/13/08
Most Rushes	41	UW-Platteville	09/13/08
Most Plays	84	UW-Platteville	09/13/08

Individual Defense	Player	Opponent	Date
Most Total Tackles	10 – Tyler Boyle	South Dakota	08/30/08
Most Solo Tackles	5 – Tyler Boyle and Zack Hughes	South Dakota	08/30/08
Most Assisted Tackles	6 (three times), latest Tyler Boyle	UW-Platteville	09/13/08
Most Interceptions	1 – Hank Belshause, Kris Griswold and Zack Hughes	UW-Platteville	09/13/08
Most Fumble Recoveries	0		
Most Quarterback Sacks	2 – Mike Walter	UW-Platteville	09/13/08
Most Tackles for Loss	3.0 – Tyler Boyle	South Dakota	08/30/08

Team Defense	Number	Opponent	Date
Fewest Points	17	UW-Platteville	09/13/08
Fewest Plays	64	South Dakota	08/30/08
Fewest Rushing Attempts	23	UW-Platteville	09/13/08
Fewest Pass Attempts	22	South Dakota	08/30/08
Fewest Total Yards	327 (70 rush, 257 pass)	UW-Platteville	09/13/08
Fewest Rushing Yards	70	UW-Platteville	09/13/08
Fewest Passing Yards	248	South Dakota	08/30/08
Fewest Pass Completions	17	South Dakota	08/30/08
Most Interceptions	3	UW-Platteville	09/13/08
Most Fumble Recoveries	0		
Fewest Total First Downs	17	UW-Platteville	09/13/08
Fewest First Downs Rushing	2	UW-Platteville	09/13/08
Fewest First Downs Passing	10	South Dakota	08/30/08
Fewest First Downs Penalty	1 (two times), latest	UW-Platteville	09/13/08

The Last Time It Happened...

Overtime Game

Morningside 38, St. Ambrose 31 (at SAU), 11/18/06

Double Overtime Game

Morningside 38, St. Ambrose 31 (at SAU), 11/18/06

A Kickoff Returned for a Touchdown

Opp – Allen Bufford (91, 80), Olivet Nazarene, 11/11/06

A Punt Returned for a Touchdown

SAU – Matt Walker (96) vs. Kansas Wesleyan, 09/14/02
Opp – Mike O'Donnell (78), Trinity International, 10/18/03

An Interception Returned for a Touchdown

SAU – Dan Eble (61) at St. Francis, Ill., 09/29/07
Opp – Justin Carmean (23), Olivet Nazarene, 10/20/07

A Fumble Returned for a Touchdown

SAU – Tyler Driscoll (0) vs. Trinity International, 11/09/07
Opp – Jonathan Dole (44), Saint Xavier, 11/01/03

Blocked Punt Returned for a Touchdown

SAU – TJ Sheedy (0) vs. St. Francis, Ill., 10/06/01
Opp – Jon Martin (32), UW-Platteville, 09/13/08

Individual Rushed for 200+ Yards

SAU – Larry Williams (211) vs. Trinity International, 10/09/04
Opp – John Booth (205), MidAmerica Nazarene, 11/22/03

Two Players Rush for 100+ Yards

SAU – Larry Williams (211) and Joe Schimmel (175) vs. Trin. Intl., 10/09/04
Opp – Cory Jacquay (122) and Mike Ledo (119), Saint Francis, Ind., 11/29/03

60-Yard Rush

SAU – DeQuinn Watford (62) at Olivet Nazarene, 11/11/06
Opp – Kevin Oberlande (67), Trinity International, 10/09/04

30+ Carries

SAU – Vernon Reed (39) at Olivet Nazarene, 11/11/06
Opp – Mike Genslinger (33), UW-Platteville, 09/08/07

Three Rushing Touchdowns

SAU – Vernon Reed (3) vs. McKendree, 10/14/06
Opp – Dom. Jones (3), McKendree, 11/05/05

Individual Pass for 300+ Yards

SAU – Jim DuPage (314) at Saint Xavier, 11/17/07
Opp – Craig Fobbe (453), Morningside, 11/19/05

Individual Pass for 400+ Yards

SAU – Jeff Kietzman (431) vs. William Penn, 10/29/05
Opp – Craig Fobbe (453), Morningside, 11/19/05

Three or More Passing Touchdowns

SAU – Will Ducey (3) vs. UW-Platteville, 09/13/08
Opp – Noah Shepard (3), South Dakota, 08/30/08

Four or More Passing Touchdowns

SAU – Jim DuPage (5) vs. Quincy, 11/03/07
Opp – Craig Fobbe (6), Morningside, 11/19/05

25+ Completions

SAU – Jim DuPage (28) at Saint Xavier, 11/17/07
Opp – Billy Yeo (27), Saint Xavier, 11/17/07

40+ Passing Attempts

SAU – Will Ducey (42) vs. UW-Platteville, 09/13/08
Opp – John Akim (45), UW-Platteville, 09/13/08

Individual with 100+ Yards Receiving

SAU – Michael Hayward (155) vs. UW-Platteville, 09/13/08
Opp – Mike Maher (103), Saint Xavier, 11/17/07

Individual with 200+ Yards Receiving

SAU – Andre Banks (223) at McKendree, 11/10/01
Opp – Deontrae Johnson (287), Morningside, 11/19/05

Individual with Two or More Touchdown Receptions

SAU – Michael Hayward (2) vs. UW-Platteville, 09/13/08
Opp – Dan Skelly (2), South Dakota, 08/30/08

Individual with Three or More Touchdown Receptions

SAU – Vernon Reed (3) vs. Quincy, 11/03/07
Opp – Deontrae Johnson (4), Morningside, 11/19/05

50-Yard Completion

SAU – Will Ducey to Michael Hayward (70) vs. UW-Platteville, 09/13/08
Opp – Noah Shepard to Dan Skelly (79), South Dakota, 08/30/08

60-Yard Completion

SAU – Will Ducey to Michael Hayward (70) vs. UW-Platteville, 09/13/08
Opp – Noah Shepard to Dan Skelly (79), South Dakota, 08/30/08

Two Players with 100+ Yards Receiving

SAU – Kyle Korth (141) and Michael Hayward (102) vs. Wm. Penn, 10/06/07
Opp – Andy Ricca (163) and Jarrod Nowman (100), Saint Xavier, 10/22/05

10+ Receptions in a Game

SAU – Kyle Korth (10) at Saint Xavier, 11/17/07
Opp – Mike Maher (11), Saint Xavier, 11/17/07

60-Yard Punt

SAU – Michael Hayward (67) at St. Francis, Ill., 09/29/07
Opp – Zak Brinkman (62, 66), UW-Platteville, 09/13/08

Player Blocked a Punt

SAU – Brandin Smith vs. Morningside, 11/18/06
Opp – Nick Grosso, UW-Platteville, 09/13/08

Kicked Three Field Goals in a Game

SAU – Matt Webster (3) vs. Waldorf, 09/18/04
Opp – Shane Longest (4), Saint Xavier, 11/17/07

Non-Quarterback Throws a Touchdown Pass

Opp – WR Trev Alfredson to Damon Mothershead (47), Morningside, 11/18/06

Multiple Interceptions

SAU – Zack Hughes and Justin Thompson (3 each) vs. Quincy, 11/03/07
Opp – Justin Carmean (2), Olivet Nazarene, 10/20/07

Recorded a Safety

SAU – at St. Francis, Ill., fumble in the end zone, 09/29/07
Opp – McKendree, holding penalty in the end zone, 10/13/07

Team Accounted for 30+ First Downs

SAU – 30 vs. Taylor, 09/24/05

Team Passed for 300+ Yards

SAU – 314 at Saint Xavier, 11/17/07
Opp – 376, Saint Xavier, 10/07/06

Team Rushed for 300+ Yards

SAU – 313 vs. St. Francis, Ill., 11/04/06
Opp – 341, McKendree, 11/05/05

Team Had 500+ Yards Total Offense

SAU – 603 vs. William Penn, 10/06/07
Opp – 547, South Dakota, 08/30/08

Blocked a Field Goal

SAU – Team at Trinity International, 10/21/06
Opp – Cody Hackett, William Penn, 09/23/06

2008 St. Ambrose Football Roster

<u>No.</u>	<u>Name</u>	<u>Pos.</u>	<u>Ht.</u>	<u>Wt.</u>	<u>Yr.</u>	<u>Hometown/High School</u>
1	Bryant Beal	LB	6-0	200	Jr.	Roscoe, Ill./Boylan Catholic
1	Julian Lazzara	RB	5-7	175	Fr.	Evergreen Park, Ill./Brother Rice
2	Justin Wahrman	DB	5-10	175	Fr.	Carol Stream, Ill./Glenbard North
3	Nick Smither	WR	6-2	190	Jr.	Whiteland, Ind./Whiteland
3	Colin Fennell	RB	5-8	180	Fr.	Chillicothe, Ill./Peoria Notre Dame
4	Dave Kietzman	WR	6-2	200	Sr.	Eldridge, Iowa/North Scott
5	Billy Rembold	WR	6-0	180	Fr.	Bettendorf, Iowa/Bettendorf
6	Zack Hughes	FS	6-3	206	Jr.	Plainfield, Ill./Nequa Valley
7	Michael Hayward	WR	6-3	205	So.	Davenport, Iowa/Bettendorf
7	Matt Ardiente	DB	5-4	150	Fr.	Bartlett, Ill./St. Edward
8	PJ Conroy	ILB	5-10	200	Jr.	Elmhurst, Ill./Immaculate Conception
9	Steve Herbert	OLB	6-2	200	So.	Wheaton, Ill./Wheaton Warrenville South
10	Malcolm Parker	WR	6-3	190	Jr.	Chicago Heights, Ill./Marian Catholic
11	Will Ducey	QB	6-6	220	Sr.	Belleville, Ill./Althoff Catholic
12	Nick Boswell	DB	5-11	165	So.	Lamoni, Iowa/Lamoni
12	Ryan Gilbert	WR	5-10	165	Fr.	Elgin, Ill./St. Edward
13	Tim O'Connell	QB	6-0	175	Fr.	Franklin Park, Ill./East Leyden
14	Tyler Horberg	QB	6-0	180	Fr.	Cambridge, Ill./Cambridge
15	Ryan Underwood	QB	6-4	195	Fr.	Pekin, Ill./Pekin
16	Kyle Korth	WR	6-2	205	Sr.	Stockton, Ill./Stockton
16	Thomas Haut	DB	5-9	175	Fr.	Davenport, Iowa/Davenport North
17	Kristopher Griswold	DB	6-0	205	Sr.	Mendota, Ill./Mendota
18	Zach Bellendier	QB	6-3	185	Fr.	Maquoketa, Iowa/Maquoketa
19	Charles Cady	DB	5-10	160	So.	Morrison, Ill./Morrison
20	Tim Brown	RB	5-8	180	Fr.	Chicago, Ill./Mount Carmel
20	Nick Lenz	DB	6-2	180	Fr.	Bartonville, Ill./Limestone
21	Gavin Tigges	K	5-11	165	Sr.	Dyersville, Iowa/Beckman
22	Brennan McCarron	RB	5-6	178	Sr.	Dubuque, Iowa/Wahlert
22	Mike Yarus	DB	5-10	180	Fr.	Moneka, Ill./Lincoln-Way East
23	Mike LaRocco	RB	5-7	185	So.	Palos Heights, Ill./Marist
24	Colin Suiter	DB	5-9	170	Jr.	Long Grove, Iowa/North Scott
24	Broc Doblin	RB	5-7	185	Fr.	Marion, Iowa/Marion
25	Alex Waterkotte	RB	6-1	205	Fr.	Quincy, Ill./Quincy Notre Dame
26	Mike DuBois	DB	5-10	172	So.	Daphne, Ala./Daphne
26	Tyler Moore	RB	5-10	195	Fr.	Burlington, Iowa/Burlington
27	Andrew Lellig	DB	6-0	185	So.	Davenport, Iowa/Davenport Central
28	Justin Verschoore	DB	6-2	185	Jr.	Van Horne, Iowa/Benton Community
28	Gerry Bertog	DB	6-1	170	Fr.	Chicago, Ill./Loyola Academy
29	Bryce Buchanan	OLB	6-0	205	Fr.	Cedar Rapids, Iowa/Jefferson
30	Ryan Foster	DB	6-0	170	Fr.	Chillicothe, Ill./Illinois Valley Central
31	Andrew Walker	LB	6-2	210	Fr.	Tinley Park, Ill./Andrew
32	Colin Green	DB	5-10	175	Jr.	South Elgin, Ill./St. Charles North
33	Jake Eikenberry	RB	5-10	200	Fr.	Bettendorf, Iowa/Bettendorf
34	John Howard	TE				
35	Hank Belshause	OLB	5-11	190	Sr.	Orion, Ill./Alleman
36	Kyle Ryon	RB	6-0	220	Jr.	Peoria, Ill./Peoria Notre Dame
37	Kyle Brady	DB	6-0	200	Jr.	Bloomington, Ill./Central Catholic
38	Adam O'Neil	DB	5-11	175	Fr.	West Branch, Iowa/West Branch
39	Dan Sutton	DB	5-9	180	Fr.	Palatine, Ill./Palatine
40	Zach McCalester	SS	5-10	205	So.	Reasnor, Iowa/Prairie City Monroe
41	Jim Forner	DB	6-4	210	Jr.	Crystal Lake, Ill./Crystal Lake South
42	Mike LeMay	DL	6-2	230	Jr.	Sterling, Ill./Newman Central Catholic

2008 St. Ambrose Football Roster

<u>No.</u>	<u>Name</u>	<u>Pos.</u>	<u>Ht.</u>	<u>Wt.</u>	<u>Yr.</u>	<u>Hometown/High School</u>
43	Ricky Jackson	LB	6-0	210	So.	Bartlett, Ill./Bartlett
44	John Michaletti	DB	5-8	185	Fr.	Rock Island, Ill./Alleman
45	Mike Walter	DE	6-2	240	Sr.	DeWitt, Iowa/DeWitt Central
46	Kris Ford	LB	5-11	200	So.	Plainfield, Ill./Plainfield
47	Jeremy Johnson	LB	5-11	195	Sr.	Blue Island, Ill./St. Rita
48	Cody Lafler	LB	6-0	225	So.	Van Horne, Iowa/Benton Community
48	Mark Houlihan	DB	5-9	160	Fr.	New Lenox, Ill./Providence Catholic
49	Michael Miles	DB	5-8	163	Fr.	Alpha, Ill./AlWood
50	Jason Bradford	DL	6-1	255	Jr.	Rockford, Ill./Boylan Catholic
50	Joseph Allegretti	LB	5-8	185	Fr.	St. Charles, Ill./St. Charles North
51	Arthur Haug	LB	6-1	200	Fr.	Mount Vernon, Iowa/Mount Vernon
51	Ben Hedrick	OLB	5-11	190	Fr.	Pella, Iowa/Pella
52	Jim Skupien	LB	6-1	215	Jr.	Glen Ellyn, Ill./Glenbard South
52	Anthony Burian	LB	6-0	220	Fr.	Montgomery, Ill./Oswego
53	Zach Neuerburg	DL	5-9	210	So.	Rock Island, Ill./Alleman
53	Patrick Hollis	OLB	6-1	190	Fr.	Kirkwood, Ill./United
54	Josh Greenback	LB	5-11	190	Fr.	Joliet, Ill./Joliet Catholic
54	Zack Shuta	OL	6-3	220	Fr.	Lisle, Ill./Montini Catholic
55	Tyler Boyle	LB	6-0	210	So.	Montgomery, Ill./Oswego
55	Justin DePover	LB	6-0	220	Fr.	Bettendorf, Iowa/Pleasant Valley
56	Adrian Leal	LB	6-0	215	Fr.	Hanover Park, Ill./Glenbard North
56	Joe Biszewski	OLB	6-1	190	Fr.	Chicago, Ill./Brother Rice
57	Jake Jakaitis	DL	6-3	240	Sr.	Chicago, Ill./Marist
57	Brian Popek	LB	6-2	210	Fr.	Chicago, Ill./St. Rita
58	Matt Selvaggio	DL	6-2	220	Fr.	Springfield, Ill./Sacred Heart-Griffin
58	Brendan Koren	OLB	5-10	195	Fr.	Quincy, Ill./Quincy Notre Dame
59	Mason Tangen	OL	6-4	300	So.	Blue Grass, Iowa/Davenport West
59	Jacob Kretlow	OLB	5-7	180	Fr.	Normal, Ill./Normal
60	Jordan Hanrahan	OL	6-2	275	Jr.	Iowa City, Iowa/Regina
60	Leon Curry	OL	5-11	275	Fr.	Gainsville, Ga./East Hall
61	Tyler Bailey	LB	6-1	200	So.	West Branch, Iowa/West Branch
61	Jacob Laird	DL	6-1	190	Fr.	Moline, Ill./Moline
62	Nick Vandermyde	LB	5-10	205	So.	Morrison, Ill./Morrison
62	Steve Wesselhoff	OLB	6-1	205	Fr.	Chicago Ridge, Ill./Brother Rice
63	Matt Mueller	OL	6-3	265	Jr.	Taylor Ridge, Ill./Rockridge
63	Chad Kron	LB	5-9	170	Fr.	Chicago, Ill./Guerin
64	Nick Hauge	OL	5-10	255	Fr.	Rockford, Ill./Boylan Catholic
64	Mike Corrigan	OL	6-3	260	Jr.	Berwyn, Ill./St. Joseph's
65	Joe Minor	OL	6-1	255	Fr.	Rockdale, Ill./Joliet Catholic
65	Adam Septer	LB	6-1	210	Fr.	Moline, Ill./Moline
66	Rylee VanMelkebeke	OL	6-1	245	So.	Cambridge, Ill./Cambridge
66	Melvin Jarrett	LB	5-9	230	Fr.	Rock Island, Ill./Rock Island
67	Matt Neiert	OL	6-3	250	Jr.	Crystal Lake, Ill./Crystal Lake South
68	Shane Heath	OL	6-2	270	Fr.	Mesquite, Texas/Horn
68	Marcus Soat	LB	5-8	185	Fr.	East Dubuque, Ill./East Dubuque
69	Matt Sutton	OL	6-3	315	Jr.	San Diego, Calif./West Hills
69	Martin Schuetz	OL	5-10	230	Fr.	Wheeling, Ill./Wheeling
70	Joe Gaffey	OL	6-3	280	Jr.	Iowa City, Iowa/Regina
70	Matt Walsh	DL	6-3	180	Fr.	Chicago, Ill./Brother Rice
71	Mike Iazzetto	OL	6-0	260	Jr.	Darien, Ill./Downers Grove South
72	David Gonzalez	OL	6-2	270	Fr.	Chicago, Ill./Notre Dame
72	Kris Penton	OLB	5-10	210	So.	New Orleans, La./Christian Fellowship

2008 St. Ambrose Football Roster

<u>No.</u>	<u>Name</u>	<u>Pos.</u>	<u>Ht.</u>	<u>Wt.</u>	<u>Yr.</u>	<u>Hometown/High School</u>
73	Spencer Smith	OL	6-2	265	Fr.	Rockford, Ill./Boylan Catholic
74	Zak Swanson	OL	6-3	240	Fr.	Cambridge, Ill./Cambridge
74	Jordan Hamill	OL	5-11	240	Fr.	Oceanside, Calif./El Camino
75	Marty Talbot	OL	6-4	308	So.	Cambridge, Ill./Cambridge
75	TJ Weiss	LB	6-0	197	Fr.	Kaneland, Ill./Kaneland
76	Maurice Fulton	DL	5-9	290	So.	Chicago, Ill./Mount Carmel
76	Griffin McLaughlin	OL	6-0	310	Fr.	Elkhorn, Wis./Elkhorn
77	Chad Wilson	DL	5-11	245	Fr.	Iowa City, Iowa/Iowa City West
77	Jeremy Ferry	OLB	5-10	190	Fr.	Springfield, Ill./Springfield Southeast
78	Sean McKnight	DT	5-11	250	So.	Milan, Ill./Alleman
80	Matt Hohs	WR	5-9	170	Sr.	Morton Grove, Ill./Niles West
81	Eric Boyle	WR	6-1	185	Fr.	Orland Park, Ill./Carl Sandburg
82	Hayden Grove	WR	6-2	190	Fr.	Orland Park, Ill./Providence Catholic
83	Jordan Martinez	WR	5-10	165	Fr.	Davenport, Iowa/Davenport Central
84	Austin Hochstetler	TE	6-1	220	Jr.	West Liberty, Iowa/West Liberty
85	Beau Foiles	WR	5-11	160	Fr.	Peoria, Ill./Limestone
86	Alec Kiburz	TE	6-4	220	So.	Marion, Iowa/Marion
87	Matt Byers	TE	6-3	205	Jr.	Cedar Rapids, Iowa/Jefferson
88	Dan Foster	WR	6-0	195	Jr.	Chillicothe, Ill./Illinois Valley Central
89	Derek Hamstra	TE	5-11	230	Fr.	Morrison, Ill./Morrison
90	Joey Carioti	DT	5-8	260	Jr.	Mokena, Ill./Providence Catholic
90	Dan Nelson	TE	6-2	195	Fr.	Moline, Ill./Moline
91	Vince Fillipp	DT	5-10	275	Sr.	Cary, Ill./Cary-Grove
91	Earl Morrissey	DB	6-0	180	Fr.	Chicago, Ill./De La Salle
92	Dan Sharp	DL	6-5	220	Fr.	Joliet, Ill./Joliet Catholic
92	Cam Quackenbush	DB	5-10	185	Fr.	Oswego, Ill./Oswego
93	Curtis Roeder	DE	6-2	235	So.	Andrew, Iowa/Andrew
93	Tom Sendelbach	DB	5-9	175	Fr.	Henry, Ill./Henderson Senachwine
94	David Wiemers	P	6-0	175	So.	Peoria, Ill./Peoria Notre Dame
94	Ben Tuttle	DL	6-1	215	Fr.	Sheffield, Ill./Bureau Valley
95	Matt Boisacy	DT	6-0	250	Jr.	Bartlett, Ill./Driscoll Catholic
95	Ryan Vonnahme	P	5-4	150	Fr.	Dubuque, Iowa/Wahlert
96	Josh Carter	TE	6-1	250	Fr.	Bartonville, Ill./Limestone
96	Kyle Joerger	K	5-6	165	Fr.	Minooka, Ill./Minooka
97	Jarrold Reichelt	OLB	6-1	210	So.	Iowa City, Iowa/Regina
97	Danny Rufus	DL	6-6	250	Fr.	Chillicothe, Ill./Illinois Valley Central
98	Scott Langel	K/P	5-11	185	Fr.	Glen Ellyn, Ill./Glenbard South
98	Luke Hansen	K	5-10	145	Fr.	Tremont, Ill./Tremont
99	Charlie Ochoa	K	5-10	210	So.	Muscatine, Iowa/Muscatine
99	Ray Duncker	DL	6-2	205	Fr.	Chicago, Ill./St. Ignatius

Head Coach: Mike Magistrelli

Assistant Coaches: Jeff Girsch (DC), Tom Freeman (RB, K/P), Steve Bakeris (OL), Ed Morrissey (OLB), Nate Fisher (DL), JD Wilson (WR), Max Duvall (DB), Matt Drinkall (LB), Brad Cook (DL), Adam Jordison (DL), Russ Monk (Student Assistant)

2008 St. Ambrose Football

Two-Deep Roster

Offense

QB	11	Will Ducey
	7	Michael Hayward
TB	22	Brennan McCarron
	20	Tim Brown
WR	7	Michael Hayward
	5	Billy Rembold
WR	16	Kyle Korth
	80	Matt Hohs
WR	4	David Kietzman
RB	36	Kyle Ryon
TE	84	Austin Hochstetler
	87	Matt Byers
LT	69	Matt Sutton
	70	Joe Gaffey
LG	60	Jordan Hanrahan
	75	Marty Talbot
C	71	Mike Iazzetto
	73	Spencer Smith
RG	64	Nick Hauge
	65	Joe Minor
RT	63	Matt Mueller
	74	Zak Swanson

Defense

DE	45	Mike Walter
	50	Jason Bradford
NT	91	Vince Fillipp
	90	Joey Carioti
DE	57	Jake Jakaitis
	42	Mike LeMay
OLB	35	Hank Belshause
	97	Jarrold Reichelt
LB	8	PJ Conroy
	55	Tyler Boyle
LB	48	Cody Lafler
	52	Jim Skupien
OLB	9	Steve Herbert
	47	Jeremy Johnson
FS	6	Zack Hughes
	28	Justin Verschoore
SS	17	Kris Griswold
	41	Jim Forner
CB	2	Justin Wahrman
	38	Adam O'Neil
CB	32	Colin Green
	24	Colin Suiter

Special Teams

P	94	David Wiemers
	98	Scott Langel
K	98	Scott Langel
	21	Gavin Tigges
LS	88	Dan Foster
	43	Ricky Jackson
HOLD	80	Matt Hohs
	11	Will Ducey

Statistics

TEAM STATISTICS		SAU	OPP	RUSHING							
SCORING.....		34	69	Att	Net	Avg	TD	Avg/G			
Points Per Game.....		17.0	34.5	McCarron	44	193	4.4	2	96.5		
FIRST DOWNS.....		28	43	Ryon	10	44	4.4	0	22.0		
Rushing.....		10	17	Ducey	14	10	0.7	0	5.0		
Passing.....		15	24	LaRocco	3	8	2.7	0	4.0		
Penalty.....		3	2	Kietzman	2	2	1.0	0	1.0		
RUSHING YARDAGE.....		256	369	Korth	1	0	0.0	0	0.0		
Yards gained rushing..		316	429	Brown	2	-1	-0.5	0	-0.5		
Yards lost rushing....		60	60	Total.....	76	256	3.4	2	128.0		
Rushing Attempts.....		76	65	Opponents.....	65	369	5.7	3	184.5		
Average Per Rush.....		3.4	5.7	PASSING		Att-Cmp-Int	Pct	Yds	TD	Avg/G	
Average Per Game.....		128.0	184.5	Ducey	70-33-1	47.1	363	3	181.5		
TDs Rushing.....		2	3	Total.....	71-33-1	46.5	363	3	181.5		
PASSING YARDAGE.....		363	505	Opponents....	74-41-3	55.4	505	5	252.5		
Att-Comp-Int.....		71-33-1	74-41-3	RECEIVING		No.	Yds	Avg	TD	Avg/G	
Average Per Pass.....		5.1	6.8	Hayward	12	173	14.4	2	86.5		
Average Per Catch.....		11.0	12.3	Korth	9	90	10.0	0	45.0		
Average Per Game.....		181.5	252.5	McCarron	5	42	8.4	0	21.0		
TDs Passing.....		3	5	Rembold	2	41	20.5	0	20.5		
TOTAL OFFENSE.....		619	874	LaRocco	2	8	4.0	0	4.0		
Total Plays.....		147	139	Kietzman	1	7	7.0	0	3.5		
Average Per Play.....		4.2	6.3	Hochstetler	1	3	3.0	1	1.5		
Average Per Game.....		309.5	437.0	Brown	1	-1	-1.0	0	-0.5		
KICK RETURNS: #-YARDS...		13-220	6-122	Total.....	33	363	11.0	3	181.5		
PUNT RETURNS: #-YARDS...		3--2	5-54	Opponents.....	41	505	12.3	5	252.5		
INT RETURNS: #-YARDS...		3-28	1-17	PUNT RETURNS		No.	Yds	Avg	TD	Long	
KICK RETURN AVERAGE....		16.9	20.3	Rembold	2	-2	-1.0	0	2		
PUNT RETURN AVERAGE....		-0.7	10.8	Smither	1	0	0.0	0	0		
INT RETURN AVERAGE.....		9.3	17.0	Total.....	3	-2	-0.7	0	2		
FUMBLES-LOST.....		2-0	0-0	Opponents.....	5	54	10.8	1	32		
PENALTIES-YARDS.....		8-60	13-111	INTERCEPTIONS		No.	Yds	Avg	TD		
Average Per Game.....		30.0	55.5	Griswold	1	23	23.0	0			
PUNTS-YARDS.....		20-570	9-354	Hughes	1	0	0.0	0			
Average Per Punt.....		28.5	39.3	Belshause	1	5	5.0	0			
Net punt average.....		25.8	39.6	Total.....	3	28	9.3	0			
TIME OF POSSESSION/GAME.		31:54	28:06	Opponents.....	1	17	17.0	0			
3RD-DOWN CONVERSIONS....		10/36	10/29	KICK RETURNS		No.	Yds	Avg	TD	Long	
3rd-Down Pct.....		28%	34%	Brown	11	193	17.5	0	23		
4TH-DOWN CONVERSIONS....		2/4	2/5	Rembold	2	27	13.5	0	29		
4th-Down Pct.....		50%	40%	Total.....	13	220	16.9	0	29		
SACKS BY-YARDS.....		6-36	8-42	Opponents.....	6	122	20.3	0	37		
MISC YARDS.....		0	0	PUNTING		No.	Yds	Avg	Long	I20	
TOUCHDOWNS SCORED.....		5	9	Wiemers	17	505	29.7	44	6		
FIELD GOALS-ATTEMPTS....		0-0	2-3	Langel	2	83	41.5	44	0		
PAT-ATTEMPTS.....		4-5	9-9	Total.....	20	570	28.5	44	6		
ATTENDANCE.....		400	7825	Opponents.....	9	354	39.3	66	1		
Games/Avg Per Game....		1/400	1/7825	SCORE BY QTR		1st	2nd	3rd	4th	Total	
				St. Ambrose...	7	7	13	7	-	34	
				Opponents.....	21	31	10	7	-	69	
				-----Tackles-----		-Sacks-		-Pass Def-		-Fumbles-	
DEFENSIVE LEADERS		GP	Solo	Ast	Total	TFL/Yds	No-Yds	Int-Yds	BrUp	Rcv-Yds	FF
55	Tyler Boyle	2	7	11	18	3.5-12	1-3
6	Zack Hughes	2	7	6	13	.	.	1-0	1	.	.
35	Hank Belshause	2	3	10	13	0.5-2	.	1-5	1	.	.
45	Mike Walter	2	4	8	12	4.5-20	4-17	.	2	.	.
8	PJ Conroy	2	5	7	12	0.5-0	.	.	1	.	.
32	Colin Green	2	7	5	12	0.5-1	.	.	3	.	.
91	Vince Fillipp	2	1	9	10	2.5-13	2-10
57	Jake Jakaitis	2	3	6	9	1.0-2
17	Kris Griswold	2	5	4	9	1.5-5	.	1-23	2	.	.
9	Steve Herbert	2	3	5	8	.	.	.	1	.	.
90	Joey Carioti	2	1	6	7	1.0-6	2-6
48	Cody Lafler	2	1	4	5	1.5-2
2	Justin Wahrman	2	3	2	5	.	.	.	1	.	.
62	Nick Vandermyde	1	.	2	2
50	Jason Bradford	2	1	1	2
23	Mike LaRocco	2	1	1	2
38	Adam O'Neil	2	.	2	2
28	Justin Verschoore	1	2	.	2	.	.	.	1	.	.
Total.....		2	57	94	151	18-67	6-36	3-28	13	.	.
Opponents.....		2	74	94	168	18-68	8-42	1-17	12	.	1

2008 Waldorf Football Roster

<u>No.</u>	<u>Name</u>	<u>Pos.</u>	<u>Ht.</u>	<u>Wt.</u>	<u>Yr.</u>	<u>Hometown/High School</u>
2	Erskinte Henderson	SB	5-11	155	Jr.	Milwaukee, Wis.
3	Dominique Glover	DB	5-11	171	So.	Roberta, Ga./Crawford County
4	Alex Grunhovd	WR	6-1	213	Jr.	Forest City, Iowa/Forest City
5	Nate Lidtke	LB	6-1	220	Jr.	Riceville, Iowa/Riceville
6	Caleb Lidtke	DL	6-4	255	Sr.	Riceville, Iowa/Riceville
7	Jacob Ballanger	QB/SB	6-0	155	Fr.	Des Moines, Iowa/Carlisle
8	Bo Boyd	SB	5-9	153	Fr.	Owatonna, Minn./Medford
9	Matt Wheatley	K	5-7	145	Fr.	Heber City, Utah/Wasatch
10	Jake Foley	DB	5-8	160	So.	Carroll, Iowa/Kuemper
11	Jaime Johnson	QB/SB	6-2	197	Jr.	Columbia, La./Caldwell Parish
12	Mitch Bartleson	WR	6-0	150	So.	Forest City, Iowa/Forest City
14	Ryan Kerns	WR	6-4	225	Jr.	Oelwein, Iowa/West Central
15	Jordan Vanderloop	DB	5-10	175	Sr.	Alden, Iowa/Alden
16	Thomas Martin	SB	5-11	175	Fr.	Chuckey, Tenn./Sullivan South
18	Nate Brueggeman	K	5-9	153	Fr.	Harris, Iowa/Harris Lake Park
19	RocTerrius Hobbs	QB	6-2	201	So.	Warm Springs, Ga./Manchester
20	Corey Young	DB	5-7	171	Fr.	Dothan, Ala./Northview
21	Darrell Stephens	SB	5-8	195	So.	Atmore, Ala./Escambia County
22	Cameron Jackson	DB	5-10	165	Fr.	Dothan, Ala./Northview
23	Jonathan Lockett	SG	5-6	150	RS	Roberta, Ga./Crawford County
24	Adam Montgomery	SB	5-10	180	RS	Forest City, Iowa/Forest City
25	Troy Klimesh	LB	5-9	185	Fr.	Lawler, Iowa/New Hampton
27	Bryan Bjorklund	DB	5-10	180	Sr.	Armstrong, Iowa/Armstrong-Ringsted
28	Cody Barnes	DB	5-7	161	So.	Adams, Minn./Southland
30	Eric Janssen	LB	6-0	236	Jr.	Belmond, Iowa/Belmond-Klemme
35	Lewis Rolling	FB	6-3	230	Jr.	Swea City, Iowa/North Kossuth
37	Tavaris Kemp	DB	5-8	179	Fr.	Miami, Fla./American
39	Jason Steinkamp	LB	5-9	164	Fr.	Adams, Minn./Southland
41	Colton Harms	FB	5-11	225	Fr.	Britt, Iowa/West Hancock
42	Brent Goematt	LB	5-8	184	Fr.	Hamilton, Iowa/Twin Cedar
43	Hairol Rosa	LB	5-10	207	Fr.	Miami Beach, Fla./Miami Beach Sr
44	Cody Tarvestad	LB	5-11	200	Fr.	Manly, Iowa/North Central
46	Josh Velken	LB	6-0	235	Fr.	Miami Lakes, Fla./Barbara Goleman
50	Jeff Roman	DL	5-11	198	So.	Miami, Fla./Carol Morgan
51	Dustin Clark	OL	6-0	219	Fr.	Independence, Iowa/Independence
52	Jacob Dahl	LB	6-0	200	RS	Manly, Iowa/North Central
53	Brandon Chenevert	OL	6-3	265	Sr.	Story City, Iowa/Roland-Story
54	Kenny Crouthamel	OL	6-1	270	Jr.	Webster City, Iowa/Webster City
55	Reese Isaacson	OL	5-11	253	Fr.	Clive, Iowa/Van Meter
56	Michael Ellison	LB	5-7	167	Fr.	Sugarland, Texas/Stephen F. Austin
57	Cody Rauk	OL	6-3	304	Sr.	Forest City, Iowa/Forest City
58	John Lawson	LB	6-0	215	So.	Jefferson, Iowa/Jefferson-Scranton
63	Graham Smith	OL	6-0	275	Fr.	Jefferson, Iowa/Jefferson-Scranton
65	Justin McKenzie	OL	6-0	281	Fr.	Monroe, Okla./Heavener
71	Nick Wonderlin	OL	6-3	290	Jr.	Ankeny, Iowa/Ankeny
76	Arnold Avila	OL	5-10	240	Fr.	Las Vegas, Nev./Rancho
77	Bobby Odom	OL	5-11	256	Fr.	Georgetown, Texas/Georgetown
79	Jeff Peterson	DL	6-2	273	Sr.	Plymouth, Minn./Wayzata
83	Jake Bohnet	DL	6-2	273	Sr.	Jefferson, Iowa/Jefferson-Scranton
92	Andrew Weikel	DL	6-0	240	Jr.	Remsen, Iowa/Remsen-Union
99	Erique Williams	FB/SB	5-7	203	RS	Las Vegas, Nev./Rancho

Head Coach: Greg Youngblood

Assistant Coaches: Eric Prins, Craig Van Syoc, Tom Mayer, John Spears, Topher Tackman, Richard McCardle, Craig Johnson, Patrick Halsey

