

ST. **A** ST. AMBROSE FIGHTING BEES FOOTBALL GAME NOTES

2008

COACHING STAFF

Mike Magistrelli _____ Head Coach
Coe, '97 _____ 2nd Year at SAU

Jeff Girsch _____ Def. Coordinator
St. Ambrose, '94 _____ 13th Year at SAU

Tom Freeman _ Running Backs, Kickers/Punters
Wabash, '68 _____ 8th Year at SAU

Steve Bakeris _____ Offensive Line
Northern Iowa _____ 13th Year at SAU

Ed Morrissey _____ Outside Linebackers
Iowa _____ 2nd Year at SAU

Nathan Fisher _____ Defensive Line
St. Ambrose, '05 _____ 2nd Year at SAU

JD Wilson _____ Wide Receivers
Northern Arizona _____ 1st Year at SAU

Adam Jordison _____ Defensive Line
Coe, '07 _____ 2nd Year at SAU

Brad Cook _____ Offensive Line
St. Ambrose, '07 _____ 2nd Year at SAU

Matt Drinkall _ Inside Linebackers/Special Teams
Iowa _____ 1st Year at SAU

Max Duvall _____ Defensive Backs
Westmar _____ 1st Year at SAU

Russ Monk _____ Student Assistant

Fighting Bees News & Notes

#23 St. Ambrose (5-3, 3-1) vs. Iowa Wesleyan (3-5, 1-3)

November 1, 2008 -- Brady Street Stadium -- Davenport, Iowa

Kickoff: 1 p.m. (CDT)

Stadium: Ward Field (2,500)

Radio: 88.5 and 105.5 FM KALA Radio

TV: None

Rankings: SAU is ranked #23 in the NAIA poll and #25 in the Victory Sports Network poll... Iowa Wesleyan is not ranked

Series: St. Ambrose leads the all-time series 28-12-2

Coaches -

SAU: Mike Magistrelli (Coe College, '97), 13-6 at SAU (2nd year)

IWC: Jason Smelser (Southern Arkansas, '00), 4-25 at IWC (3rd year)

BEES CLOSE HOME PORTION OF SCHEDULE

St. Ambrose will play its final regular-season home game this afternoon against Iowa Wesleyan. The Bees are looking to maintain at least a share of the MSFA Midwest League lead. SAU, William Penn and Quincy enter today's games with identical 3-1 conference marks. Three other teams are 2-2 in the league.

St. Ambrose is 5-3 overall and ranked 23rd in the latest NAIA poll and 25th in the recent Victory Sports Network poll. The Bees are 3-1 at home this season, with the lone home loss coming at the hands of McKendree on Oct. 18. St. Ambrose is coming off a 16-10 win at Olivet Nazarene last week.


Iowa Wesleyan is 3-5 overall and 1-3 in the MSFA Midwest League. The Tigers earned their first conference win of the season last week, defeating Trinity International 24-14 on the road. IWC is 2-2 on the road.

SAU has defeated IWC nine straight times, including a 31-14 win last season. The Bees lead the all-time series 28-12-2.

2008 FIGHTING BEES SCHEDULE AND RESULTS

Date	SAU Rank*	Opponent (Rank*)	Time/Result	Series Standing	Last Meeting (prior to 2008)
Aug. 30	10/11	at South Dakota	L, 0-52	USD leads 1-0	First meeting in 2008
Sept. 13	10/11	UW-Platteville	W, 34-17	UW-P leads 10-6	UW-P 16, SAU 6 (2007)
Sept. 20	10/9	Waldorf	W, 42-3	SAU leads 6-0	SAU 33, Waldorf 0 (2007)
Sept. 27	10/8	at Saint Francis, Ind. (4/4)	L, 14-43	USF leads 4-0	USF 20, SAU 7 (2007)
Oct. 4	16/16	St. Francis, Ill. (18/17)	W, 34-16	SAU leads 10-4	SAU 42, USF 0 (2007)
Oct. 11	17/15	at William Penn	W, 41-21	SAU leads 12-7	SAU 45, WPU 10 (2007)
Oct. 18	15/14	McKendree	L, 7-21	SAU leads 7-4	SAU 23, McKendree 12 (2007)
Oct. 25	23/NR	at Olivet Nazarene	W, 16-10	SAU leads 11-6	SAU 28, ONU 7 (2007)
Nov. 1	23/25	Iowa Wesleyan	1 p.m.	SAU leads 28-12-2	SAU 31, IWC 14 (2007)
Nov. 8	-	at Quincy	12 p.m.	SAU leads 9-1	SAU 38, Quincy 22 (2007)
Nov. 15	-	at Trinity International	1 p.m.	SAU leads 11-1	SAU 42, TIU 7 (2007)

* NAIA and Victory Sports Network rankings



St. Ambrose vs. Iowa Wesleyan -- Nov. 1, 2008

Media Info

FOOTBALL INFORMATION CONTACT:

Sports Information Director

[Brian Thiessen](mailto:Brian.Thiessen@sau.edu)

(W) 563.333.6227 (C) 217.440.5805

(F) 563.333.6239

E-mail address: ThiessenBrianA@sau.edu
or sports@sau.edu

Assistant Sports Information Director

[Brad Mohr](mailto:Brad.Mohr@sau.edu)

(W) 563.333.6227 (F) 563.333.6239

E-mail address: sports@sau.edu

Series Record: Today's game is the 43rd meeting between the two schools. St. Ambrose leads the all-time series 28-12-2 and has won nine straight. SAU has only played Loras more times in football (SAU leads Loras 28-13-4). St. Ambrose won the first-ever meeting with IWC 9-6 in 1912. Iowa Wesleyan has won three straight games over St. Ambrose twice, from 1929-31 and again from 1992-94. IWC's last win came in 1998, a 31-27 decision. Since then, SAU has rolled off nine straight wins, outscoring the Tigers 410-110 over that stretch.

Last Meeting: St. Ambrose 31, Iowa Wesleyan 14 (Oct. 27, 2007) Jim DuPage threw for 278 yards and four touchdowns in the win. Kyle Korth finished with 111 receiving yards and caught a TD pass while Tyler Driscoll hauled in two scores. The Bees scored the first 21 points of the game. Iowa Wesleyan finished with 366 yards of offense but was hurt by three turnovers.

Last Week - St. Ambrose 16, Olivet Nazarene 10: Will Ducey threw for 183 yards and a touchdown and Scott Langel kicked three field goals as St. Ambrose won at Olivet Nazarene. Ducey's 18-yard strike to Billy Rembold in the first quarter was the lone SAU touchdown. The Bee defense limited ONU to only 177 yards of offense. Iowa Wesleyan 24, Trinity International 14: Iowa Wesleyan limited Trinity International to only 188 yards, including a mere 56 yards in the first half. TIU led 14-7 in the first half before the Tigers scored the final 17 points of the game. Bryan Abihider threw for 286 yards and ran for 51 yards as IWC finished with 444 total yards.

Winning Tradition: Since 2000, St. Ambrose has won 71 games, the sixth-most in the NAIA over that period. Here is a look at the top-10 winningest NAIA football programs since 2000:

1. Carroll (MT) 108-12	5. MidAm. Naz. (KS) 80-20	T6. Northwestern (IA) 71-26
2. St. Francis (IN) 99-11	T6. St. Ambrose (IA) 71-26	9. NW Okla. St. 69-28
3. Sioux Falls (SD) 98-12	T6. Saint Xavier (IL) 71-30	10. McKendree (IL) 66-28
4. Georgetown (KY) 88-19		

Conference Dominance: St. Ambrose saw its 18-game MSFA Midwest Division winning streak come to an end with a 21-7 loss to McKendree on Oct. 18. It was the first conference loss for the Bees since Nov. 5, 2005, when the team dropped a 41-9 decision at McKendree. SAU is 23-3 in its last 26 conference games.

Players of the Week: Mike LaRocco was named the MSFA Midwest League Offensive Player of the Week on Oct. 13 after rushing for 127 yards and a touchdown in the Bees' 41-21 win at William Penn last week. His 41-yard TD run in the fourth quarter helped seal the victory. LaRocco is the second straight Bee to earn the weekly honor. Will Ducey won the award on Oct. 6 after completing 24-of-43 passes for 354 yards and three touchdowns in SAU's 34-16 win over #18 St. Francis, Ill.


Home Field: The Bees have a 37-11 record at home dating back to 2000. SAU is 3-1 at Brady Street Stadium this year. The Bees have had perfect home records twice since 2000, going 5-0 in 2001 and 6-0 in 2005. The last time SAU did not have a winning record at home was during 2004 when the team was 2-2. The Bees last lost three home games in a year in 2000 (4-3).

Receiving Records: Michael Hayward is on pace to threaten single-season records for receptions, receiving yards and receiving touchdowns in 2008. He has caught 60 passes for 817 yards and 7 touchdowns through eight games. He already holds career records for receptions (138) and touchdowns (16). Hayward set the single-season reception mark in 2007 with 78 catches. Tom Furlan holds the yardage record with 1,096 in 1998. Tyler Driscoll (2007) and Tom Broders (1980) share the TD mark with 11.

In Good Hands: Michael Hayward set the school record with his 16th career touchdown reception vs. McKendree on Oct. 18. He set the school mark with his 138th career reception at Olivet Nazarene on Oct. 25. He is 2nd in career receiving yards. Kyle Korth is 3rd in career receptions (130) and in career receiving yards (1,660). Here is a look at their career numbers:

Korth	Year	Rec.	Yds.	TDs	Hayward	Year	Rec.	Yds.	TDs
	2006	27	385	4					
	2007	64	820	4		2007	78	883	9
	2008	39	455	3		2008	60	817	7
Totals		130	1660	11			138	1700	16

National Rankings: Michael Hayward is 4th in the country in receptions (7.5 per game) and 5th in receiving yards (102.1/game)... Mike Walter is 12th in tackles-for-loss (1.7/game) and 17th in sacks (0.8/game)... as a team, St. Ambrose is 3rd in turnover margin (+1.6/game).



St. Ambrose vs. Iowa Wesleyan -- Nov. 1, 2008

SAU RECORD BOOK - PASSING

Passing Yards – Season

1. Josh Schmidt	3,023	2000
2. Jeff Kietzman	2,850	2005
3. Jim DuPage	2,826	2007
4. Chad Duffin	2,496	1997
5. John McDowell	2,265	2002

Completions – Season

1. Jeff Kietzman	265	2005
2. Jim DuPage	245	2007
3. Josh Schmidt	210	2000
4. Chad Duffin	184	1997
5. Jim DuPage	175	2006

Touchdowns – Season

1. Jim DuPage	30	2007
2. Josh Schmidt	28	2000
3. Chad Duffin	22	1997
4. Jeff Kietzman	21	2005
- John McDowell	21	2002

Passing Yards – Career

1. Chad Duffin	7,328	1994-97
2. Jeff Kietzman	6,514	2002-05
3. Bob Webb	5,104	1955-58
4. Jim DuPage	4,866	2005-07
5. John McDowell	3,723	1999-02

Completions – Career

1. Jeff Kietzman	559	2002-05
2. Chad Duffin	552	1994-97
3. Jim DuPage	420	2005-07
4. Bob Webb	325	1955-58
5. John Schmidt	300	1999-00

Touchdowns – Career

1. Chad Duffin	54	1994-97
2. Jeff Kietzman	49	2002-05
3. Jim DuPage	44	2005-07
- Bob Webb	44	1955-58
5. Josh Schmidt	38	1999-00
- John McDowell	38	1999-02

Total Offense – Season

1. Josh Schmidt	3,384	2000
2. Jim DuPage	2,910	2007
3. Jeff Kietzman	2,791	2005
4. Jeff Kietzman	2,448	2003
5. Chad Duffin	2,371	1997

Total Offense – Career

1. Chad Duffin	7,111	1994-97
2. Jeff Kietzman	6,681	2002-05
3. Lionel Porter	5,947	1993-96
4. Tim Jackson	5,412	1986-89
5. Bob Jurevitz	5,126	1982-85

St. Ambrose Head Coach Mike Magistrelli

Mike Magistrelli took the reigns of the St. Ambrose Fighting Bees football program in 2007 and won the Mid-States Football Association Midwest League championship in his first year. He has a career record of 13-6, including a 5-3 mark in 2008.

In 2007, the Bees were 8-3 overall and 7-0 in MSFA Midwest League play. The season ended with a 33-27 loss to Saint Xavier in the NAIA playoffs. St. Ambrose led the MSFA in scoring defense (allowing only 12.8 points per game) and pass defense (allowing only 134.7 passing yards per game). The team was second in the conference in total defense, surrendering just over 288 yards per contest.

A two-time all-conference quarterback at Coe College, Magistrelli began his coaching career as a graduate assistant at St. Ambrose from 1997-99.

He returned to Coe in 1999 and served as the quarterback coach and recruiting coordinator for three seasons. In 2000, his quarterback set the single-season Iowa Conference record by throwing for 2,275 yards. Magistrelli was promoted to defensive coordinator at Coe in 2001, and the following year, the Kohawks won their first conference championship in school history.

After five seasons at Coe, Magistrelli came back to St. Ambrose in 2004 as the defensive coordinator under head coach Todd Sturdy. He remained the defensive coordinator through the 2006 season before taking the helm in 2007.

Magistrelli received his bachelor's degree in Elementary Education from Coe in 1997 and his master's in Post-Secondary Disability Services from St. Ambrose in 1999.

He currently resides in Bettendorf, Iowa, with his wife Lisa and their three children, Paige, Brooke and Matthew.

Iowa Wesleyan Head Coach Jason Smelser

Jason Smelser enters his third season as head football coach at Iowa Wesleyan College in 2008. He was named IWC's 36th head coach in December 2005, then becoming one of the youngest head coaches at the collegiate level at 29 years of age. He took over as head coach after serving as defensive coordinator/head assistant in his first season with the Tigers in 2005.

Smelser was hired as an assistant at IWC in the spring of 2005. The Tigers fielded one of their best defensive teams in years under his direction that fall, ranking among the NAIA national leaders in pass defense (11th, 156.5 yards per game), pass defense efficiency (24th, 104.3) and total defense (28th, 310.5 yards per game).

Smelser was a standout football player at the high school and college levels and provides nine years of collegiate coaching experience. A 1995 graduate of Ouachita Christian High School in Monroe, La., Smelser earned All-State and All-Northeast Louisiana honors as a linebacker. He also was a three-time all-district selection and named district defensive MVP in 1994.

He went on to play football at Southern Arkansas University in Magnolia, Ark., where he was a four-year letterwinner and three-year starter on the gridiron. He was part of the 1997 team that won the Gulf South Conference championship and qualified for the NCAA Division II playoffs. Smelser was named all-conference as a fullback in 1998.

At Southern Arkansas, Smelser earned his Bachelor's of Science degree in 2000 and his Master's degree in education in 2001. He served on the Southern Arkansas football coaching staff from the spring of 1999 to the fall of 2004.

Smelser coached outside linebackers and running backs as a student and graduate assistant from 1999-00. He served as defensive line coach from 2001-04 and helped lead Southern Arkansas to the playoffs in 2003, a season during which his defensive line totaled 30 sacks. While at Southern Arkansas he coached a pair of NFL players in defensive lineman Kenny Pettway (Jacksonville Jaguars) and safety Jordan Babineaux (Seattle Seahawks).

Smelser has also taught physical education for seven years and was recognized in the 2006-07 edition of Who's Who Among American Teachers & Educators. Jason and his wife, Wendy, have been married nine years and have an eight-year old daughter, Madison, and a four-year old son, Slade.



St. Ambrose vs. Iowa Wesleyan -- Nov. 1, 2008

SAU RECORD BOOK - RUSHING

Rushing Yards - Season

1. Nate Norman	2,069	2001
2. Lionel Porter	1,686	1996
3. Joe Schimmel	1,602	2003
4. Tim Jackson	1,461	1987
5. Nate Norman	1,436	1999

Avg. Per Rush - Season

1. Bob Flanagan	9.3	1951
2. Pat Carroll	8.0	1950
3. Don Doody	7.3	1949
4. Larry Williams	7.2	2004
5. Nate Norman	7.1	2001

Rushing TDs - Season

1. Bob Jurevitz	27	1985
2. Joe Schimmel	19	2003
- Lionel Porter	19	1996
4. Nate Norman	17	2000
- Tim Jackson	17	1987
- Bob Jurevitz	17	1984
- Bob Flanagan	17	1951

Rushes - Season

1. Tim Jackson	331	1987
2. Bob Jurevitz	311	1985
3. Nate Norman	291	2001
4. Joe Schimmel	267	2003
5. Lionel Porter	265	1996

Rushing Yards - Career

1. Lionel Porter	5,437	1993-96
2. Bob Jurevitz	5,126	1982-85
3. Nate Norman	4,952	1999-01
4. Joe Schimmel	3,411	2001-04
5. Tim Jackson	2,594	1986-89

Avg. Per Rush - Career

1. Bob Flanagan	9.3	1951
2. Pat Carroll	8.0	1950
3. Larry Williams	7.1	2003-04
4. Don Doody	6.6	1947-49
5. Brandon Adolphs	6.2	1999-02

Rushes - Career

1. Lionel Porter	969	1993-96
2. Bob Jurevitz	920	1982-85
3. Nate Norman	762	1999-01
4. Tim Jackson	668	1986-89
5. Joe Schimmel	561	2001-04

SAU's Record When...

Playing at Home	3-1	SAU Scores First	5-0
Playing on Road	2-2	Out-gain the Opponents Rushing	5-0
Ahead at Half	4-0	Out-gain the Opponents Passing	5-1
Behind at Half	1-3	Fewer Turnovers than Opponent	4-2
Ahead after Third Quarter	5-0	More Turnovers than Opponent	1-1
Behind after Third Quarter	0-3	Fewer Penalties than Opponent	2-3
		More Penalties than Opponent	3-0

Games Decided by Seven Points or Less:

The Fighting Bees are 5-3 in games decided by seven points or less, including an 0-2 mark in overtime games, since 2005.

Date	Opponent	Score
10/25/08	at Olivet Nazarene	W, 16-10
11/17/07	Saint Xavier	L, 27-33
11/18/06	Morningside	L, 31-38 (2 OT)
11/11/06	at Olivet Nazarene	W, 27-23
10/14/06	McKendree	W, 28-21
09/02/06	at Loras	W, 17-15
10/22/05	at Saint Xavier	L, 31-38 (OT)
09/10/05	Loras	W, 29-28

Game-Opening Drives

Game	St. Ambrose			Opponent		
	Pts.	1 st Dns	Yds.	Pts.	1 st Dns	Yds.
at South Dakota	0	0	4	7	2	67
UW-Platteville	0	2	37	0	0	5
Waldorf	7	4	90	0	3	38
at Saint Francis, Ind.	0	0	-3	0	4	55
St. Francis, Ill.	7	1	50	0	2	26
at William Penn	7	4	80	0	4	60
McKendree	0	1	16	0	4	50
at Olivet Nazarene	3	3	44	0	2	22

Second Half Opening Drives

Game	St. Ambrose			Opponent		
	Pts.	1 st Dns	Yds.	Pts.	1 st Dns	Yds.
at South Dakota	0	0	8	0	0	0
UW-Platteville	7	1	73	0	3	48
Waldorf	7	3	61	0	4	61
at Saint Francis, Ind.	0	3	31	0	2	26
St. Francis, Ill.	0	0	4	0	3	35
at William Penn	0	0	-6	0	0	0
McKendree	0	0	3	0	0	-7
at Olivet Nazarene	0	2	19	0	0	0

In the Red Zone

	SAU	Opp.
Times at or inside the 20	31	31
Total Scores	22	20
Touchdowns (Rush/Pass)	17 (6/11)	15 (10/5)
Field Goals	5	5
Downs	2	3
Missed FGs	3	4
Turnovers	2	4
End Game/Half	2	0
Scoring Percentage	71.0	64.5

Plays of 30 Yards or More

Yd	Opponent	Qtr	Player	Yd	Opponent	Qtr	Player
78	William Penn	3	Mike LaRocco kickoff	37	Waldorf	3	Tim Brown run
70	UW-Platteville	3	Michael Hayward catch	37	UW-Platteville	3	Brennan McCarron run
67	Waldorf	2	Billy Rembold catch	35	Olivet Nazarene	1	Billy Rembold catch
52	St. Francis, Ill.	2	Michael Hayward catch	34	St. Francis, Ill.	3	Michael Hayward catch
44	UW-Platteville	1	Billy Rembold catch	32	St. Francis, Ill.	3	Kyle Korth catch
43*	St. Francis, Ill.	4	Michael Hayward catch	32	Waldorf	1	Michael Hayward catch
41*	William Penn	4	Mike LaRocco run	32	South Dakota	1	Brennan McCarron run
41*	St. Francis, Ill.	1	Mike LaRocco run	31	St. Francis, Ill.	2	Kyle Korth catch
41*	Waldorf	3	Tim Brown run	31	St. Francis, Ind.	3	Tim Brown kickoff
41	Waldorf	3	PJ Conroy interception	31	Waldorf	4	Kyle Ryon kickoff
40	William Penn	2	Hank Belshause kickoff	30	William Penn	2	PJ Conroy blocked FG

*indicates play for touchdown



St. Ambrose vs. Iowa Wesleyan -- Nov. 1, 2008

SAU RECORD BOOK - RECEIVING

Receiving Yards - Season

1. Tom Furlan	1,096	1998
2. Vaughn Corley	1,030	2000
3. J.F. Green	962	1983
4. Andre Banks	924	2001
5. Steve Ruden	915	1996

Receptions - Season

1. Michael Hayward	78	2007
2. Tyrone Tyler	68	1999
3. Kyle Korth	64	2007
4. Andre Banks	63	2001
5. Michael Hayward	60	2008
- Dan McMullen	60	2000

Avg. Per Catch - Season

1. Steve Ruden	27.7	1996
2. Vaughn Corley	24.5	2000
3. Dusty Hoffman	23.5	1991
4. J.F. Green	22.9	1983
5. Aaron Washington	22.0	2003

Touchdowns - Season

1. Tyler Driscoll	11	2007
- Tom Broders	11	1980
3. Andre Banks	10	2001
- Vaughn Corley	10	2000
- Dan McMullen	10	2000

Receiving Yards - Career

1. Tom Furlan	2,448	1995-98
2. Michael Hayward	1,700	07-pres.
3. Kyle Korth	1,660	06-pres.
4. Jeff Girsch	1,617	1990-93
5. Dusty Hoffman	1,565	1989-92

Receptions - Career

1. Michael Hayward	138	07-pres.
2. Tom Furlan	136	1995-98
3. Kyle Korth	130	06-pres.
4. Andy Ford	106	2001-04
5. Dusty Hoffman	100	1989-92

Avg. Per Catch - Career

1. Todd Weeks	19.8	1983-86
2. Tom Furlan	18.0	1995-98
3. Clint Westemeyer	17.8	1955-57
4. Jeff Girsch	17.2	1990-93
5. Brandin Smith	15.5	2004-07

Touchdowns - Career

1. Michael Hayward	16	07-pres.
2. Tom Furlan	15	1995-98
- Vaughn Corley	15	1998-01
4. Tyler Driscoll	14	2005-07
5. Todd Weeks	13	1893-86

Turnover Margin

	SAU TO	OPP TO	Game	Season
South Dakota	1	0	-1	-1
UW-Platteville	0	3	+3	+2
Waldorf	1	3	+2	+4
Saint Francis, Ind.	1	2	+1	+5
St. Francis, Ill.	2	7	+5	+10
William Penn	2	1	-1	+9
McKendree	2	4	+2	+11
Olivet Nazarene	1	2	+1	+12

Points After TOs

	SAU	Opp.
TO Forced	22	10
Total Scores	12	6
Scoring Pct.	54.5	60.0
Points off TOs	72	38

Starting Field Position

Game	SAU	Opp.
at South Dakota	Own 29	Own 30
UW-Platteville	Own 33	Own 33
Waldorf	Own 34	Own 31
at Saint Francis, Ind.	Own 27	Own 43
St. Francis, Ill.	Own 37	Own 33
at William Penn	Own 42	Own 25
McKendree	Own 39	Own 34
Olivet Nazarene	Own 35	Own 38

Time of Possession

Game	SAU	Opp.
at South Dakota	29:41	30:19
UW-Platteville	34:08	25:52
Waldorf	32:54	27:06
at Saint Francis, Ind.	24:10	35:50
St. Francis, Ill.	29:40	30:20
at William Penn	30:43	29:17
McKendree	20:09	39:51
Olivet Nazarene	36:38	23:22

Scoring Drives

31 Drives (9 run, 15 pass, 7 FG)

8 1st Quarter Drives (4 run, 2 pass, 2 FG)	8 3rd Quarter Drives (1 run, 5 pass, 2 FG)
8 2nd Quarter Drives (2 run, 4 pass, 2 FG)	7 4th Quarter Drives (2 run, 4 pass, 1 FG)

TD Scoring Drives (Game-By-Game)

Opponent	Plays	Yards	Time	Result	Qtr.	How Scored
UW-Platteville	3	19	0:44	TD	1	McCarron, 3 run
UW-Platteville	12	86	2:02	TD	2	McCarron, 3 run
UW-Platteville	5	73	0:36	TD	3	Hochstetler, 3 pass (Ducey)
UW-Platteville	4	42	1:56	TD	3	Hayward, 3 pass (Ducey)
UW-Platteville	4	30	1:40	TD	4	Hayward, 25 pass (Ducey)
Waldorf	8	90	3:20	TD	1	McCarron, 1 run
Waldorf	5	42	1:47	TD	2	Korth, 5 pass (Hayward)
Waldorf	5	41	2:13	TD	2	LaRocco, 9 run
Waldorf	3	72	1:23	TD	2	Korth, 4 pass (Ducey)
Waldorf	8	61	3:36	TD	3	Rembold, 9 pass (Ducey)
Waldorf	2	46	0:43	TD	3	Brown, 41 run
Saint Francis, Ind.	7	54	2:12	TD	4	Hayward, 7 pass (Ducey)
Saint Francis, Ind.	6	63	1:38	TD	4	Hayward, 27 pass (Ducey)
St. Francis, Ill.	4	50	1:35	TD	1	LaRocco, 41 run
St. Francis, Ill.	5	60	1:42	TD	2	Korth, 20 pass (Ducey)
St. Francis, Ill.	6	62	2:11	TD	2	Hochstetler, 26 pass (Ducey)
St. Francis, Ill.	5	65	2:06	TD	4	Hayward, 43 pass (Ducey)
William Penn	11	80	4:00	TD	1	Hochstetler, 3 pass (Ducey)
William Penn	3	54	0:53	TD	1	Ryon, 11 run
William Penn	6	70	2:27	TD	3	Hayward, 20 pass (Ducey)
William Penn	6	82	2:06	TD	4	LaRocco, 41 run
William Penn	9	67	3:51	TD	4	Ryon, 1 run
McKendree	1	20	0:06	TD	3	Hayward, 20 pass (Ducey)
Olivet Nazarene	1	61	2:40	TD	1	Rembold, 18 pass (Ducey)

Longest Drives

SAU Longest Drive Breakdown

By # of Plays	13 (3 times) latest at William Penn - 13 plays, 54 yards, 5:20, FG
By # of Yards	90 vs. Waldorf - 8 plays, 90 yards, 3:20, ended with TD
By Time	7:19 vs. Waldorf - 13 plays, 54 yards, 7:19, TO on downs

Opponent Longest Drive Breakdown

By # of Plays	16, McKendree - 16 plays, 73 yards, 7:33, ended with TD
By # of Yards	79, South Dakota - 1 play, 79 yards, 0:13, ended with TD
By Time	7:33, McKendree - 16 plays, 73 yards, 7:33, ended with TD



St. Ambrose vs. Iowa Wesleyan -- Nov. 1, 2008

SAU RECORD BOOK - MISC.

Scoring - Season

1. Bob Jurevitz	162	1985
2. Lionel Porter	144	1996
3. Joe Schimmel	122	2003
4. Bob Jurevitz	110	1984
5. Four tied	102	

Touchdowns - Career

1. Bob Jurevitz	64	1982-85
2. Lionel Porter	53	1993-96
3. Nate Norman	38	1999-01
4. Joe Schimmel	36	2001-04
5. Tyler Driscoll	25	2004-07
- Tim Jackson	25	1986-89

Scoring - Career

1. Bob Jurevitz	414	1982-85
2. Lionel Porter	318	1993-96
3. Joe Schimmel	244	2001-04
4. Nate Norman	240	1999-01
5. Brandon Adolphs	176	1999-02

Longest Field Goal Made

1. Brian Hanssen	54	1999
2. Chris Melink	48	1984
3. Evan Gutierrez	47	2005
4. Brian Hanssen	46	1998
5. Three tied	44	

Punting - Season

1. Josh Embretson	41.2	2000
2. Josh Embretson	41.1	2001
3. Gene Walton	39.1	1955
4. Greg Klatecki	38.5	1997
5. Josh Embretson	38.1	1999

Kick Scoring - Season

1. Matt Webster	81	2004
2. Evan Gutierrez	70	2005
3. Pete Ivanic	71	1996
4. Evan Gutierrez	70	2005
5. Matt Webster	69	2003

Game-By-Game Team Statistics

	Rush	Pass	Tot.Off.	1 st Dwns	TOP	3 rd Dwn	4 th Dwn	Penalties
St. Ambrose								
at South Dakota	35-108	28-66	63-174	10	29:41	3-17	1-1	3-25
UW-Platteville	41-148	43-297	84-445	18	34:08	7-19	1-3	5-35
Waldorf	39-202	27-312	66-514	24	32:54	4-9	0-1	5-55
at St. Francis, Ind.	21-34	46-189	67-223	19	24:10	3-13	0-2	4-33
St. Francis, Ill.	35-72	43-354	78-426	16	29:40	6-18	1-2	5-40
at William Penn	42-238	38-290	80-528	26	30:43	7-15	1-2	12-136
McKendree	17-(-14)	40-193	57-179	11	20:09	3-13	0-3	9-65
at Olivet Nazarene	40-133	30-183	70-316	15	36:38	2-14	1-1	6-94

Opponent

South Dakota	42-299	22-248	64-547	26	30:19	6-12	0-1	7-64
UW-Platteville	23-70	52-257	75-327	17	25:52	4-17	2-4	6-47
Waldorf	36-86	27-156	63-242	16	27:06	4-15	0-0	3-20
Saint Francis, Ind.	45-212	41-288	86-500	31	35:50	10-17	1-2	7-87
St. Francis, Ill.	32-43	44-307	76-350	17	30:20	6-17	0-2	6-47
William Penn	56-220	14-86	70-306	20	29:17	8-17	1-2	3-38
McKendree	77-299	5-51	82-350	22	39:51	12-20	0-1	13-115
Olivet Nazarene	25-41	26-136	51-177	6	23:22	2-13	0-1	3-30

Game-By-Game Rushing (Att-Yds-TD)

	USD	UW-P	Waldorf	USF (Ind.)	USF (Ill.)	WPU	McK	ONU
B. McCarron	15-64-0	29-129-2	17-73-1	6-8-0	4-10-0	DNP	DNP	DNP
K. Ryon	8-37-0	2-7-0	0-0-0	0-0-0	4-10-0	14-60-2	3-8-0	1-3-0
M. LaRocco	3-8-0	0-0-0	3-22-1	2-(-2)-0	7-49-1	16-127-1	6-13-0	25-131-0
T. Brown	2-(-1)-0	0-0-0	4-86-1	5-41-0	10-15-0	0-0-0	2-(-3)-0	4-7-0

Game-By-Game Passing (Comp-Att-TD-INT-Yds)

	Will Ducey	Michael Hayward
South Dakota	12-28-0-1-66	0-0-0-0-0
UW-Platteville	21-42-3-0-297	0-0-0-0-0
Waldorf	16-20-2-0-258	3-3-1-0-24
Saint Francis, Ind.	23-46-2-1-189	0-0-0-0-0
St. Francis, Ill.	24-43-3-0-354	0-0-0-0-0
William Penn	22-38-2-1-290	0-0-0-0-0
McKendree	20-40-1-1-193	0-0-0-0-0
Olivet Nazarene	18-30-1-0-183	0-0-0-0-0

Game-By-Game Receiving (Rec-Yds-TD)


	USD	UW-P	Waldorf	USF (Ind.)	USF (Ill.)	WPU	McK	ONU
M. Hayward	4-18-0	8-155-2	7-105-0	10-90-2	8-171-1	7-107-1	8-89-1	8-82-0
K. Korth	4-42-0	5-48-0	5-45-2	3-25-0	10-148-1	6-75-0	6-72-0	0-0-0
B. Rembold	1-(-3)-0	1-44-0	4-103-1	0-0-0	0-0-0	4-67-0	3-12-0	6-88-1
B. McCarron	0-0-0	5-42-0	0-0-0	3-20-0	0-0-0	DNP	DNP	DNP
A. Hochstetler	0-0-0	1-3-1	1-10-0	0-0-0	1-26-1	1-(-3)-0	2-16-0	0-0-0

Game-By-Game Punting (Punts-Yds-Avg-Long)

	David Wiemers	Scott Langel
South Dakota	11-353-32.1-44	0-0-0-0
UW-Platteville	6-152-25.3-34	2-83-41.5-44
Waldorf	3-96-32.0-37	0-0-0-0
Saint Francis, Ind.	5-156-31.2-42	0-0-0-0
St. Francis, Ill.	1-31-31.0-31	5-175-35.0-46
William Penn	2-36-18.0-31	1-39-39.0-39
McKendree	0-0-0-0	5-169-33.8-36
Olivet Nazarene	0-0-0-0	6-140-23.3-36

Game-By-Game Tackles (Solo-Assists-Total)

	USD	UW-P	Waldorf	USF (Ind.)	USF (Ill.)	WPU	McK	ONU
T. Boyle	5-5-10	2-6-8	5-4-9	4-9-13	3-6-9	4-6-10	0-0-0	DNP
Z. Hughes	5-4-9	2-2-4	2-1-3	4-4-8	3-3-6	2-2-4	0-1-1	1-5-6
C. Green	4-4-8	3-1-4	2-0-2	6-0-6	3-1-4	4-5-9	5-1-6	2-3-5
H. Belshause	1-6-7	2-4-6	5-1-6	3-5-8	6-2-8	4-3-7	3-1-4	2-1-3
M. Walter	1-5-6	3-3-6	2-0-2	2-1-3	1-5-6	3-5-8	3-5-8	2-3-5
V. Fillipp	0-6-6	1-3-4	3-2-5	3-2-5	2-2-4	1-2-3	2-4-6	DNP
K. Griswold	3-1-4	2-3-5	4-0-4	1-2-3	6-2-8	1-5-6	8-5-13	5-2-7
J. Jakaitis	2-2-4	1-4-5	2-2-4	2-5-7	1-2-3	2-3-5	3-7-10	2-4-6
S. Herbert	2-2-4	1-3-4	0-1-1	4-3-7	3-3-6	5-4-9	2-4-6	0-0-0
PJ Conroy	1-3-4	4-4-8	0-2-2	4-7-11	0-4-4	8-4-12	2-7-9	5-5-10
C. Lafler	1-1-2	0-3-3	0-0-0	1-0-1	1-0-1	3-1-4	7-2-9	0-0-0



St. Ambrose vs. Iowa Wesleyan -- Nov. 1, 2008

Mid-States Football Association

2008 Midwest League Standings

<u>School</u>	<u>MSFA</u>	<u>Overall</u>	<u>GB</u>	<u>Streak</u>
St. Ambrose	3-1 .750	5-3 .625	--	Won 1
William Penn	3-1 .750	5-3 .625	--	Won 2
Quincy	3-1 .750	4-4 .500	--	Lost 1
St. Francis (Ill.)	2-2 .500	6-2 .750	1.0	Won 1
McKendree	2-2 .500	3-4 .429	1.0	Lost 1
Olivet Nazarene	2-2 .500	3-5 .375	1.0	Lost 1
Iowa Wesleyan	1-3 .250	3-5 .375	2.0	Won 1
Trinity International	0-4 .000	1-7 .125	3.0	Lost 5

Today's Games

McKendree at St. Francis, Ill., 12 p.m.
 Olivet Nazarene at William Penn, 1 p.m.
 Iowa Wesleyan at St. Ambrose, 1 p.m.
 Trinity International at Quincy, 1 p.m.

Last Week's Scores

Iowa Wesleyan 24, Trinity Inter. 14
 St. Francis, Ill. 20, Quincy 17
 St. Ambrose 16, Olivet Nazarene 10
 William Penn 17, McKendree 14

SAU RECORD BOOK - DEFENSE

Total Tackles - Season

1. Aaron Mormann	139	2000
2. DJ Wilkinson	122	1996
3. Kevin Hopkins	113	2003
4. DJ Wilkinson	111	1997
5. Derrick Miller	109	1999

Tackles for Loss - Season

1. Aaron Mormann	23	2000
2. Andy Wulf	18	2006
3. Adam Clark	17	2000
4. Dan Eble	16	2005
5. Nathan Schultz	15.5	2005

Sacks - Season

1. Andy Wulf	10	2006
- Jeff Paulsen	10	1995
3. Dan Eble	8	2005
4. Four tied	7	

Interceptions - Season

1. John Rollinger	11	1985
2. Kevin Dorcy	9	2001
2. Tony Funderbunk	9	1996
2. Phil Waters	9	1979
5. Four tied	7	

Total Tackles - Career

1. Dan Timmons	338	1992-95
2. DJ Wilkinson	334	1994-97
3. Aaron Mormann	292	1998-01
4. LaVill Figgs	238	1998-02
5. Kevin Hopkins	212	2001-04

Tackles for Loss - Career

1. Aaron Mormann	49	1998-01
2. Dan Eble	37	2004-07
3. Ben Sacco	32	2002-06
4. Andy Wulf	30	2002-06
5. Two tied	29	

Sacks - Career

1. Dan Eble	22	2004-07
2. Andy Wulf	17	2002-06
- Ken Koehler	17	1991-94
4. Jeff Paulson	12	1992-95
- Ben Sacco	12	2002-06

Interceptions - Career

1. John Rollinger	26	1984-87
2. Phil Waters	16	1977-79
3. Kevin Dorcy	13	1998-01
- Tony Funderbunk	13	1995-97
5. Tim Goodwin	12	1984-87

2008 Mideast League Standings

<u>School</u>	<u>MSFA</u>	<u>Overall</u>	<u>GB</u>	<u>Streak</u>
Saint Francis (Ind.)	4-0 1.000	7-0 1.000	--	Won 7
Malone	3-0 1.000	5-1 .833	0.5	Won 5
Saint Xavier	3-0 1.000	6-2 .750	0.5	Won 6
Ohio Dominican	2-2 .500	4-3 .571	2.0	Won 1
Urbana	0-0 .000	1-7 .125	2.0	Lost 6
Taylor	0-3 .000	2-5 .286	3.5	Lost 2
Walsh	0-3 .000	2-6 .250	3.5	Lost 2
Marian	0-4 .000	4-4 .500	4.0	Lost 1

Today's Games

Saint Xavier at Malone, 10 a.m.
 Saint Francis, Ind. at Urbana, 11 a.m.
 Marian at Taylor, 11 a.m.
 Ohio Dominican at Walsh, 2 p.m.

Last Week's Scores


Saint Francis, Ind. 52, Walsh 12
 Ohio Dominican 24, Taylor 6
 Malone 22, Urbana 6
 Saint Xavier 53, Marian 10

NAIA Top 25 Coaches' Poll (10/27/08)

<u>No.</u>	<u>School</u>	<u>Record</u>
1	Carroll College (Mont.)	9-0
2	Sioux Falls (S.D.)	7-0
3	Saint Francis (Ind.)	7-0
4	Morningside (Iowa)	7-0
5	MidAmerica Nazarene (Kan.)	7-0
6	Friends University (Kan.)	7-0
7	Missouri Valley	6-1
8	Northwestern (Iowa)	7-1
9	Lindenwood (Mo.)	6-1
10	Virginia-Wise	8-1
11	Cumberlands (Ky.)	7-1
12	Saint Xavier (Ill.)	6-2
13	Langston (Okla.)	6-2
14	Bethel College (Kan.)	6-1
15	NW Oklahoma State	6-2
16	Malone University (Ohio)	5-1
17	Lambuth University (Tenn.)	6-2
18	Jamestown College (N.D.)	6-2
19	Ottawa University (Kan.)	6-1
20	Dickinson State Univ. (N.D.)	5-3
21	Union College (Ky.)	6-2
22	Shorter College (Ga.)	6-2
23	St. Ambrose (Iowa)	5-3
24	Baker University (Kan.)	6-2
25	Ohio Dominican	4-3

Victory Sports Network Poll

<u>No.</u>	<u>School</u>
1	Carroll College (Mont.)
2	Saint Francis (Ind.)
3	Sioux Falls (S.D.)
4	Morningside College (Iowa)
5	MidAmerica Nazarene (Kan.)
6	Missouri Valley
7	Friends (Kan.)
8	Lindenwood (Mo.)
9	U-Cumberlands (Ky.)
10	Northwestern (Iowa)
11	Saint Xavier (Ill.)
12	Malone (Ohio)
13	Langston (Okla.)
14	Lambuth University (Tenn.)
15	Virginia-Wise
16	NW Oklahoma State
17	Shorter College (Ga.)
18	Baker University
19	Union College (Ky.)
20	Jamestown College (N.D.)
21	Bethel (Kan.)
22	Ohio Dominican
23	Ottawa University (Kan.)
24	Dickinson State (N.D.)
25	St. Ambrose (Iowa)



St. Ambrose vs. Iowa Wesleyan -- Nov. 1, 2008

2008 MSFA Team Rankings

SCORING OFFENSE	G	TD	XP	2X	FG	Saf	Pts	Avg
1. St. Francis, Ind.	7	46	43	1	3	3	336	48.0
2. Saint Xavier.....	8	39	32	0	3	0	275	34.4
3. Malone.....	6	27	25	0	5	1	204	34.0
4. Ohio Dominican...	7	31	29	0	6	0	233	33.3
5. St. Francis, Ill.	8	27	23	1	4	2	203	25.4
6. St. Ambrose.....	8	24	23	0	7	0	188	23.5
7. Iowa Wesleyan....	8	24	17	1	6	0	181	22.6
8. Marian.....	8	24	22	0	3	0	175	21.9
9. William Penn.....	8	22	18	0	4	1	164	20.5
10. Walsh.....	8	21	14	1	5	0	157	19.6
11. Olivet Nazarene..	8	19	16	0	5	0	145	18.1
12. McKendree.....	7	16	16	0	3	1	123	17.6
13. Quincy.....	8	14	12	1	9	0	125	15.6
14. Taylor.....	7	12	11	0	6	0	101	14.4
15. Trinity Inter....	8	10	7	2	3	0	80	10.0

TOTAL OFFENSE	G	Rush	Pass	Plys	Yards	TD	Yds/G
1. St. Francis, Ind.	7	1363	1990	500	3353	39	479.0
2. Malone.....	6	1102	1756	435	2858	26	476.3
3. Saint Xavier.....	8	1279	2253	555	3532	38	441.5
4. Ohio Dominican...	7	738	2334	543	3072	31	438.9
5. St. Ambrose.....	8	928	1902	576	2830	24	353.8
6. Marian.....	8	1197	1598	524	2795	24	349.4
7. Iowa Wesleyan....	8	1215	1555	541	2770	23	346.2
8. St. Francis, Ill.	8	1131	1626	576	2757	25	344.6
9. McKendree.....	7	1708	581	471	2289	15	327.0
10. William Penn.....	8	1578	870	511	2448	22	306.0
11. Quincy.....	8	814	1613	531	2427	13	303.4
12. Taylor.....	7	1019	1054	495	2073	11	296.1
13. Olivet Nazarene..	8	891	1152	492	2043	17	255.4
14. Walsh.....	8	1279	752	509	2031	21	253.9
15. Trinity Inter....	8	531	739	454	1270	9	158.8

SCORING DEFENSE	G	TD	XP	2X	FG	Saf	Pts	Avg
1. St. Francis, Ind.	7	7	5	0	0	0	47	6.7
2. Saint Xavier.....	8	11	11	0	4	0	89	11.1
3. Ohio Dominican...	7	12	10	1	4	0	96	13.7
4. Malone.....	6	16	14	0	3	0	119	19.8
5. St. Francis, Ill.	8	22	18	0	6	0	168	21.0
6. McKendree.....	7	19	19	0	6	0	151	21.6
7. William Penn.....	8	22	19	1	10	0	183	22.9
8. St. Ambrose.....	8	23	23	0	6	2	183	22.9
9. Iowa Wesleyan....	8	26	25	1	5	0	198	24.8
10. Walsh.....	8	26	21	0	8	0	201	25.1
11. Olivet Nazarene..	8	29	22	0	6	1	216	27.0
12. Taylor.....	7	26	23	0	4	0	191	27.3
13. Quincy.....	8	30	23	2	7	0	228	28.5
14. Trinity Inter....	8	39	37	0	5	3	292	36.5
15. Marian.....	8	42	39	0	2	0	297	37.1

TOTAL DEFENSE	G	Rush	Pass	Plys	Yards	TD	Yds/G
1. St. Francis, Ind.	7	446	1008	458	1454	7	207.7
2. Saint Xavier.....	8	467	1270	526	1737	10	217.1
3. Malone.....	6	879	757	370	1636	15	272.7
4. Ohio Dominican...	7	838	1272	483	2110	11	301.4
5. Iowa Wesleyan....	8	1266	1248	507	2514	24	314.2
6. St. Francis, Ill.	8	1034	1487	532	2521	21	315.1
7. McKendree.....	7	814	1459	463	2273	19	324.7
8. William Penn.....	8	1372	1383	563	2755	21	344.4
9. St. Ambrose.....	8	1270	1529	567	2799	21	349.9
10. Olivet Nazarene..	8	1364	1570	521	2934	29	366.8
11. Walsh.....	8	1216	1739	544	2955	23	369.4
12. Quincy.....	8	1599	1532	547	3131	29	391.4
13. Trinity Inter....	8	1471	1707	533	3178	36	397.2
14. Marian.....	8	1320	1982	558	3302	38	412.8
15. Taylor.....	7	1095	1828	502	2923	25	417.6

PASS OFFENSE	G	Att-Cmp-Int	Pct.	Yds	TD	Yds/G
1. Ohio Dominican...	7	345-230-5	66.7	2334	19	333.4
2. Malone.....	6	204-132-2	64.7	1756	17	292.7
3. St. Francis, Ind.	7	210-120-6	57.1	1990	19	284.3
4. Saint Xavier.....	8	286-192-9	67.1	2253	17	281.6
5. St. Ambrose.....	8	301-166-4	55.1	1902	15	237.8
6. St. Francis, Ill.	8	261-130-13	49.8	1626	14	203.2
7. Quincy.....	8	283-153-8	54.1	1613	7	201.6
8. Marian.....	8	213-118-13	55.4	1598	16	199.8
9. Iowa Wesleyan....	8	248-149-9	60.1	1555	8	194.4
10. Taylor.....	7	204-100-15	49.0	1054	5	150.6
11. Olivet Nazarene..	8	231-124-9	53.7	1152	7	144.0
12. William Penn.....	8	107-45-4	42.1	870	7	108.8
13. Walsh.....	8	159-58-9	36.5	752	7	94.0
14. Trinity Inter....	8	213-103-13	48.4	739	4	92.4
15. McKendree.....	7	108-52-6	48.1	581	1	83.0

RUSHING OFFENSE	G	Att	Yds	Avg	TD	Yds/G
1. McKendree.....	7	363	1708	4.7	14	244.0
2. William Penn.....	8	404	1578	3.9	15	197.2
3. St. Francis, Ind.	7	290	1363	4.7	20	194.7
4. Malone.....	6	231	1102	4.8	9	183.7
5. Walsh.....	8	350	1279	3.7	14	159.9
6. Saint Xavier.....	8	269	1279	4.8	21	159.9
7. Iowa Wesleyan....	8	293	1215	4.1	15	151.9
8. Marian.....	8	311	1197	3.8	8	149.6
9. Taylor.....	7	291	1019	3.5	6	145.6
10. St. Francis, Ill.	8	315	1131	3.6	11	141.4
11. St. Ambrose.....	8	275	928	3.4	9	116.0
12. Olivet Nazarene..	8	261	891	3.4	10	111.4
13. Ohio Dominican...	7	198	738	3.7	12	105.4
14. Quincy.....	8	248	814	3.3	6	101.8
15. Trinity Inter....	8	241	531	2.2	5	66.4

PASS DEFENSE	G	Att-Cmp-Int	Pct.	Yds	TD	Yds/G
1. Malone.....	6	143-75-9	52.4	757	6	126.2
2. St. Francis, Ind.	7	227-104-8	45.8	1008	4	144.0
3. Iowa Wesleyan....	8	205-110-7	53.7	1248	12	156.0
4. Saint Xavier.....	8	266-134-13	50.4	1270	9	158.8
5. William Penn.....	8	234-121-9	51.7	1383	10	172.9
6. Ohio Dominican...	7	216-125-8	57.9	1272	6	181.7
7. St. Francis, Ill.	8	243-121-7	49.8	1487	9	185.9
8. St. Ambrose.....	8	231-126-12	54.5	1529	10	191.1
9. Quincy.....	8	213-114-5	53.5	1532	13	191.5
10. Olivet Nazarene..	8	228-144-12	63.2	1570	13	196.2
11. McKendree.....	7	219-126-4	57.5	1459	12	208.4
12. Trinity Inter....	8	196-99-10	50.5	1707	17	213.4
13. Walsh.....	8	256-150-7	58.6	1739	9	217.4
14. Marian.....	8	267-158-5	59.2	1982	20	247.8
15. Taylor.....	7	226-136-9	60.2	1828	16	261.1

RUSHING DEFENSE	G	Att	Yds	Avg.	TD	Yds/G
1. Saint Xavier.....	8	260	467	1.8	1	58.4
2. St. Francis, Ind.	7	231	446	1.9	3	63.7
3. McKendree.....	7	244	814	3.3	7	116.3
4. Ohio Dominican...	7	267	838	3.1	5	119.7
5. St. Francis, Ill.	8	289	1034	3.6	12	129.2
6. Malone.....	6	227	879	3.9	9	146.5
7. Walsh.....	8	288	1216	4.2	14	152.0
8. Taylor.....	7	276	1095	4.0	9	156.4
9. Iowa Wesleyan....	8	302	1266	4.2	12	158.2
10. St. Ambrose.....	8	336	1270	3.8	11	158.8
11. Marian.....	8	291	1320	4.5	18	165.0
12. Olivet Nazarene..	8	293	1364	4.7	16	170.5
13. William Penn.....	8	329	1372	4.2	11	171.5
14. Trinity Inter....	8	337	1471	4.4	19	183.9
15. Quincy.....	8	334	1599	4.8	16	199.9



St. Ambrose vs. Iowa Wesleyan -- Nov. 1, 2008

2008 MSFA Individual Offensive Rankings

RUSHING								ALL PURPOSE									
Team	G	Att	Yds	Avg	TD	Lng	Yds/G	Team	G	Rush	Rcv	PR	KR	Yds	Avg/G		
1. C. Blossomgame.	WAL	6	168	700	4.2	5	68	116.7	1. Daniel Carter..	USF	7	508	284	0	294	1086	155.1
2. Josh Cook.....	TAY	7	168	706	4.2	4	55	100.9	2. C. Blossomgame.	WAL	6	700	79	0	0	779	129.8
3. Jaren Maybin...	IWC	8	142	734	5.2	7	49	91.8	3. Maurice Gore...	MAL	6	519	180	0	0	699	116.5
4. Donte Villery..	SFIL	8	151	701	4.6	6	32	87.6	4. William Stubbs.	MAR	6	476	159	0	31	666	111.0
5. Maurice Gore...	MAL	6	83	519	6.3	3	31	86.5	5. Joseph Peters..	MAL	6	460	109	17	78	664	110.7
6. Corey Williams..	QU	8	129	640	5.0	3	67	80.0	6. Josh Cook.....	TAY	7	706	50	0	0	756	108.0
7. William Stubbs.	MAR	6	84	476	5.7	3	48	79.3	7. Jaren Maybin...	IWC	8	734	92	0	23	849	106.1
8. Joseph Peters..	MAL	6	86	460	5.3	5	41	76.7	8. Michael Hayward	SAU	8	0	825	0	0	825	103.1
9. Ryan Van Dalen.	WPU	8	137	582	4.2	8	41	72.8	9. Derek Deardorff	MAL	6	0	587	0	0	587	97.8
10. Daniel Carter..	USF	7	80	508	6.3	10	66	72.6	10. Lawrence Moore.	IWC	8	0	758	11	0	769	96.1

PASSING AVG/GAME							PUNT RETURN AVG											
Team	G	Att	Cmp	Int	Pct	Yds TD Avg/G	Team	G	Ret	Yds	TD	Long	Avg					
1. Cris Reisert...	ODU	7	315	213	5	67.6	2157	18	308	1	1. Josh Herron....	ODU	6	14	98	0	20	7.0
2. B. Orsagh.....	MAL	6	203	132	2	65.0	1756	17	292	7	KICK RETURN AVG							
3. Jeremy Zientek	SXU	6	206	142	6	68.9	1687	15	281	2	1. Brian Williams.	WAL	8	21	545	0	58	26.0
4. Will Ducey....	SAU	8	293	159	4	54.3	1848	14	231	0	2. DeMarco Sanders	WPU	8	16	373	0	44	23.3
5. Jeff Wedding...	USF	7	156	87	4	55.8	1428	14	204	0	3. Brennan Smith..	TIU	7	19	408	0	33	21.5
6. John Goolsby..	SFIL	8	258	128	13	49.6	1625	14	203	0	4. Trent Schmale..	TAY	7	14	292	0	63	20.9
7. Sam Donatucci.	QU	8	271	147	8	54.2	1549	6	193	0	5. Jeremy Lochner.	ONU	8	18	339	0	40	18.8
8. Bryan Abihider	IWC	6	166	103	7	62.0	1060	7	176	0	6. Tim Brown.....	SAU	7	14	254	0	31	18.1
9. Matt Rogers...	MAR	6	131	67	10	51.1	976	9	162	0	7. Julian Williams	MAR	8	17	286	0	47	16.8
10. Shaun Addison.	TAY	7	191	96	15	50.3	968	5	138	3								

TOTAL OFFENSE							PUNTING							
Team	G	Rush	Pass	Plays	Total	Yds/G	Team	G	Punts	Yds	Long	Avg		
1. Cris Reisert...	ODU	7	34	2157	342	2191	313.0	1. Mitch Croy....	ODU	7	18	760	57	42.2
2. B. Orsagh.....	MAL	6	11	1756	242	1767	294.5	2. J.C. Heighway..	WAL	8	40	1662	54	41.5
3. Jeremy Zientek.	SXU	6	60	1687	232	1747	291.2	3. Bryan Quackenbu	MAR	8	37	1477	67	39.9
4. Will Ducey....	SAU	8	-12	1848	342	1836	229.5	4. Bill McKeon....	SXU	8	26	997	51	38.3
5. Jeff Wedding...	USF	7	174	1428	193	1602	228.9	5. Bret Dougherty.	MCK	7	38	1453	60	38.2
6. Bryan Abihider.	IWC	6	196	1060	232	1256	209.3	6. Scott Knipfer..	IWC	7	16	590	44	36.9
7. John Goolsby..	SFIL	8	-99	1625	280	1526	190.8	7. Jordan Thompson	ONU	8	20	730	59	36.5
8. Sam Donatucci.	QU	8	-27	1549	313	1522	190.2	8. Mark Wilcox....	TIU	8	56	2042	56	36.5
9. Ryan Van Dalen.	WPU	8	582	870	242	1452	181.5	9. Nick Davis.....	TAY	7	35	1271	54	36.3
10. Matt Rogers....	MAR	6	75	976	173	1051	175.2	10. Nick Heberer...	SFIL	8	52	1885	56	36.2

RECEPTIONS/GAME								SCORING									
Team	G	Rec	Yds	TD	Lng	Avg/C	Rec/G	Team	G	TD	XPT	FG	2XP	Pts	Pts/G		
1. Michael Hayward	SAU	8	61	825	7	70	13.5	7.62	1. Daniel Carter..	USF	7	14	0	0	0	84	12.0
2. Lawrence Moore.	IWC	8	50	758	5	70	15.2	6.25	2. Rhys Barnhart..	USF	7	0	42	3	0	51	7.3
3. Derek Deardorff	MAL	6	36	587	6	66	16.3	6.00	3. Mitch Croy....	ODU	7	0	29	6	0	47	6.7
4. Jason Fiske....	SFIL	8	46	549	3	47	11.9	5.75	4. Nick Allison...	MAL	6	0	25	5	0	40	6.7
5. B. Robinson....	ODU	7	40	471	3	58	11.8	5.71	5. Joseph Peters..	MAL	6	6	0	0	0	36	6.0
6. James Bailey...	QU	8	41	615	4	72	15.0	5.12	Derek Deardorff	MAL	6	6	0	0	0	36	6.0
7. Kyle Korth.....	SAU	8	40	459	3	32	11.5	5.00	C. Blossomgame.	WAL	6	6	0	0	0	36	6.0
8. Xavier Torres..	SXU	8	39	431	3	42	11.1	4.88	Ryan Van Dalen.	WPU	8	8	0	0	0	48	6.0
Dan Herrmann...	ONU	8	39	373	4	33	9.6	4.88	9. Bill McKeon....	SXU	8	7	0	0	0	42	5.2
10. Josh Settlemire	MAL	6	29	446	4	49	15.4	4.83	Michael Hayward	SAU	8	7	0	0	0	42	5.2

RECEIVE YDS/GAME								FIELD GOALS							
Team	G	Rec	Yds	TD	Lng	Avg/C	Yds/G	Team	G	FG	FGA	Pct.	FG/G		
1. Michael Hayward	SAU	8	61	825	7	70	13.5	103.1	1. Alex Beard....	QU	8	9	13	69.2	1.12
2. Derek Deardorff	MAL	6	36	587	6	66	16.3	97.8	2. Mitch Croy....	ODU	7	6	10	60.0	0.86
3. Lawrence Moore.	IWC	8	50	758	5	70	15.2	94.8	Nick Davis.....	TAY	7	6	11	54.5	0.86
4. James Bailey...	QU	8	41	615	4	72	15.0	76.9	4. Nick Allison...	MAL	6	5	10	50.0	0.83
5. Josh Settlemire	MAL	6	29	446	4	49	15.4	74.3	5. Scott Knipfer..	IWC	7	5	8	62.5	0.71
6. Skyler Crouch..	WPU	8	17	572	4	79	33.6	71.5	6. Joshua Howells.	ONU	8	5	8	62.5	0.62
7. Jason Fiske....	SFIL	8	46	549	3	47	11.9	68.6	Eric Buchanan..	WAL	8	5	9	55.6	0.62
8. B. Robinson....	ODU	7	40	471	3	58	11.8	67.3	8. Cam Shearon...	WPU	6	3	6	50.0	0.50
9. Ponce Palmer...	SFIL	8	27	521	5	50	19.3	65.1	9. Kevin Kinsall..	MCK	7	3	7	42.9	0.43
10. Matt McGinnis..	SXU	8	32	489	3	48	15.3	61.1	Rhys Barnhart..	USF	7	3	7	42.9	0.43



2008 MSFA Individual Defensive Rankings

TACKLES (All positions)

Player	Team	G	Pos	So.	Ast	Tot	Avg/G	Sack
1. Travis Powers..	ONU	8		46	40	86	10.8	4
2. Mike Lally.....	SXU	8	LB	48	27	75	9.4	7
Jacob Zsuppon..	QU	8		32	43	75	9.4	1
4. Dustin Craig...	MAR	8	LB	45	27	72	9.0	0
5. Paul Passiales..	TAY	7	LB	34	28	62	8.9	2
6. Royal Porter...	WAL	7	LB	30	31	61	8.7	1
7. Justin Fraley..	ODU	7	LB	18	41	59	8.4	1
8. Travis Smith...	TAY	7	DB	37	21	58	8.3	0
9. Trevon Greene...	WPU	8	LB	35	31	66	8.2	1
10. Josh Fraley....	ODU	7	LB	33	23	56	8.0	2
Tyler Boyle....	SAU	7	LB	21	35	56	8.0	2
12. Tony Donatucci..	QU	8		35	26	61	7.6	0
Brandon McClure	ONU	8		27	34	61	7.6	0
Brian Williams..	WAL	8	DB	47	14	61	7.6	0
15. PJ Conroy.....	SAU	8	LB	20	40	60	7.5	0
Tyler Boblit....	TIU	8		37	23	60	7.5	2
17. T. Grosshans...	WPU	7	LB	22	30	52	7.4	0
A. Add-Strapp..	ODU	7	LB	25	27	52	7.4	3
19. Clayton Norberg	SFIL	8	LB	34	25	59	7.4	3
Rory Fry.....	ONU	8		31	28	59	7.4	2
21. Adam Vondersaar	MAR	6	LB	29	14	43	7.2	1
22. Ty Needler.....	TAY	7	LB	23	27	50	7.1	0
23. Jason Stiel....	WAL	8	LB	37	20	57	7.1	1
Joe Miller.....	SXU	8	LB	41	16	57	7.1	3
25. Darius Watson..	IWC	6		30	12	42	7.0	0
26. Brennan Smith..	TIU	7		34	14	48	6.9	0
27. Chris Reynolds..	MAL	5	LB	9	25	34	6.8	0
28. Bren. Valentine	SFIL	8	DB	35	17	52	6.5	2
Luther Rush....	QU	8		31	21	52	6.5	1
30. Joe Slabaugh...	ODU	7	DB	27	18	45	6.4	0
31. C. Hightower...	TIU	7		31	13	44	6.3	0
Antonio Greer..	MCK	7	DB	33	11	44	6.3	0
33. Kris Griswold..	SAU	8	DB	30	20	50	6.2	0
34. Mark Drobac....	USF	7	LB	20	23	43	6.1	2
Reece McCall...	MCK	7	LB	27	16	43	6.1	1
36. Paul Washington	MAR	8	LB	34	15	49	6.1	0
Pete Miller....	TIU	8		34	15	49	6.1	0
Hank Belshause..	SAU	8	LB	26	23	49	6.1	2
39. Dustin Keeven..	QU	8		26	22	48	6.0	0
Michael Wright..	ODU	7	DB	22	20	42	6.0	0
41. Richard El.....	MAR	8	DB	29	18	47	5.9	0
42. Scott Knipfer..	IWC	7		28	13	41	5.9	0
Jeremy Ambrose..	ODU	7	LB	26	15	41	5.9	2
Tyler Doersam..	ONU	7		17	24	41	5.9	0
45. Dennis Thornton	MAL	6	DB	20	15	35	5.8	0
46. Scott Bell.....	WPU	8	LB	21	25	46	5.8	1
K. DeRossett...	IWC	8		26	20	46	5.8	2
48. Cody Capps.....	USF	7	LB	21	18	39	5.6	1
49. Mike Walter....	SAU	8	DE	17	27	44	5.5	8
Jake Jakaitis..	SAU	8	DL	15	29	44	5.5	2

INTERCEPTIONS	Team	G	Int	Yds	TD	Long	Int/G
1. Marcellus Burto	TAY	7	5	0	0	0	0.71
2. Rob Foley.....	ONU	7	4	143	2	98	0.57
Michael Wright..	ODU	7	4	5	0	2	0.57
4. T. Flukers.....	WPU	8	4	62	0	46	0.50
Gerald Knighten	IWC	8	4	19	0	13	0.50
6. Pete Miller....	TIU	8	3	108	1	74	0.38
Sammy Winters..	ONU	8	3	0	0	0	0.38
Chris Rodgers..	SXU	8	3	0	0	0	0.38
9. Tramond Winzer.	MAL	6	2	2	0	2	0.33
Dennis Thornton	MAL	6	2	0	0	0	0.33

SACKS	Team	G	Pos	So.	Ast	Yds	Tot	Avg/G
1. Mike Walter....	SAU	8	DE	5	3	43	8	1.00
2. Mike Lally.....	SXU	8	LB	5	2	45	7	0.88
3. Stephen Whited.	USF	6	DE	4	3	52	7	1.17
Ronnell Lee....	MAL	6	DL	5	2	20	7	1.17
5. Luke Kolic....	WAL	8	DL	6	0	39	6	0.75
6. Chris Story....	MAL	6	DL	4	1	20	5	0.83
7. Tim Farrell....	USF	7	DE	2	3	35	5	0.71
8. Corey Reidl....	QU	8		4	1	25	5	0.62
9. Travis Powers..	ONU	8		2	2	33	4	0.50
10. Joe Welch.....	SXU	7	DL	2	2	24	4	0.57

TACKLES FOR LOSS	Team	G	Pos	So.	Ast	Yds	Total	Avg/G
1. Mike Lally.....	SXU	8	LB	14	6	89	17.0	2.12
2. Mike Walter....	SAU	8	DE	9	9	60	13.5	1.69
3. Paul Passiales..	TAY	7	LB	8	6	43	11.0	1.57
4. Jacob Zsuppon..	QU	8		6	9	26	10.5	1.31
5. Travis Powers..	ONU	8		9	2	48	10.0	1.25
Corey Reidl....	QU	8		9	2	39	10.0	1.25
7. Chris Story....	MAL	6	DL	9	2	32	10.0	1.67
8. Luke Kolic....	WAL	8	DL	9	1	48	9.5	1.19
Clayton Norberg	SFIL	8	LB	8	3	33	9.5	1.19
10. Rory Fry.....	ONU	8		8	2	24	9.0	1.12

FUMBLES FORCED	Team	G	Num	Avg/G
1. Chris Wheeler..	TAY	7	2	0.29
2. Edward Harriel.	QU	8	2	0.25
Scott Baldwin..	IWC	8	2	0.25
Jason Stiel....	WAL	8	2	0.25
Alex Holmes...	IWC	8	2	0.25
Trevon Greene...	WPU	8	2	0.25
Austin Welti...	QU	8	2	0.25
Hank Belshause..	SAU	8	2	0.25
9. Ronnell Lee....	MAL	6	1	0.17
Corey Komertz...	MAL	6	1	0.17

FUMBLES RCVD	Team	G	Num	Avg/G
1. T. Grosshans...	WPU	7	3	0.43
2. Hank Belshause.	SAU	8	3	0.38
3. Reece McCall...	MCK	7	2	0.29
Steve Vaught...	USF	7	2	0.29
Nick Yanko....	ODU	7	2	0.29
Rob Foley.....	ONU	7	2	0.29
Mike Welce....	WAL	7	2	0.29
Chris Wheeler..	TAY	7	2	0.29
Brock Peery....	WPU	7	2	0.29
10. Eric Stepney...	IWC	8	2	0.25

PASSES DEFENDED	Team	G	Brup	Int	Total	Avg/G
1. Chris Rodgers..	SXU	8	12	3	15	1.88
2. Jeff Geoghegan.	MAR	8	11	0	11	1.38
3. Travis Smith...	TAY	7	7	2	9	1.29
Paul Carter....	USF	7	7	2	9	1.29
5. Dennis Thornton	MAL	6	5	2	7	1.17
6. Donavon Evans..	USF	7	7	1	8	1.14
7. Colin Green....	SAU	8	7	2	9	1.12
8. Michael Wright..	ODU	7	3	4	7	1.00
Shawn Bradley..	SXU	8	6	2	8	1.00
T. Flukers.....	WPU	8	4	4	8	1.00

2008 St. Ambrose University Statistical Highlights

Individual Offense	Player	Opponent	Date
Most Points	12 (five times) – latest, Kyle Ryon	William Penn	10/11/08
Most Touchdowns	2 (five times) – latest, Kyle Ryon	William Penn	10/11/08
Most Points Kicking	11 – Scott Langel	William Penn	10/11/08
Most Extra Points	6 – Scott Langel	Waldorf	09/20/08
Most Rushing Attempts	29 – Brennan McCarron	UW-Platteville	09/13/08
Most Yards Rushing	131 – Mike LaRocco	Olivet Nazarene	10/25/08
Most Pass Attempts	46 – Will Ducey	Saint Francis, Ind.	09/27/08
Most Pass Completions	24 – Will Ducey	St. Francis, Ill.	10/04/08
Most Yards Passing	354 – Will Ducey	St. Francis, Ill.	10/04/08
Most Receptions	10 (two times) – latest, Kyle Korth	St. Francis, Ill.	10/04/08
Most Yards Receiving	171 – Michael Hayward	St. Francis, Ill.	10/04/08
Most Yards Total Offense	365 – Will Ducey	St. Francis, Ill.	10/04/08

Team Offense	Number	Opponent	Date
Most Points	42	Waldorf	09/20/08
Most Touchdowns	6	Waldorf	09/20/08
Most Rushes	42	William Penn	10/11/08
Most Yards Rushing	238	William Penn	10/11/08
Most Passing Attempts	46	Saint Francis, Ind.	09/27/08
Most Completions	24	St. Francis, Ill.	10/04/08
Most Yards Passing	354	St. Francis, Ill.	10/04/08
Most Plays	84	UW-Platteville	09/13/08
Most Total Yards	528 (238 rush, 290 pass)	William Penn	10/11/08
Most Total First Downs	26	William Penn	10/11/08
Most First Downs Rushing	12	William Penn	10/11/08
Most First Downs Passing	15	Waldorf	09/20/08
Most First Downs Penalty	4	Saint Francis, Ind.	09/27/08

Individual Defense	Player	Opponent	Date
Most Total Tackles	13 (two times) – latest, Kris Griswold	McKendree	10/18/08
Most Solo Tackles	8 – Kris Griswold	McKendree	10/18/08
Most Assisted Tackles	9 – Tyler Boyle	Saint Francis, Ind.	09/27/08
Most Quarterback Sacks	2 (three times) – latest, Mike Walter	William Penn	10/11/08
Most Tackles for Loss	3.0 (two times) – latest, Hank Belshause	St. Francis, Ill.	10/04/08
Most Interceptions	1 (12 times) – latest, Kris Griswold and Jim Skupien	Olivet Nazarene	10/25/08
Most Fumble Recoveries	2 – Hank Belshause	McKendree	10/18/08

Team Defense	Number	Opponent	Date
Fewest Points	3	Waldorf	09/20/08
Fewest Rushing Attempts	23	UW-Platteville	09/13/08
Fewest Rushing Yards	41	Olivet Nazarene	10/25/08
Fewest Pass Attempts	5	McKendree	10/18/08
Fewest Pass Completions	4	McKendree	10/18/08
Fewest Passing Yards	51	McKendree	10/18/08
Fewest Plays	51	Olivet Nazarene	10/25/08
Fewest Total Yards	177 (41 rush, 136 pass)	Olivet Nazarene	10/25/08
Most Interceptions	4	St. Francis, Ill.	10/04/08
Most Fumble Recoveries	4	McKendree	10/18/08
Fewest Total First Downs	6	Olivet Nazarene	10/25/08
Fewest First Downs Rushing	2 (two times) – latest	Olivet Nazarene	10/25/08
Fewest First Downs Passing	4 (two times) – latest	Olivet Nazarene	10/25/08
Fewest First Downs Penalty	0 (two times) – latest	Olivet Nazarene	10/25/08

The Last Time It Happened...

Overtime Game

Morningside 38, St. Ambrose 31 (at SAU), 11/18/06

Double Overtime Game

Morningside 38, St. Ambrose 31 (at SAU), 11/18/06

A Kickoff Returned for a Touchdown

Opp – Allen Bufford (91, 80), Olivet Nazarene, 11/11/06

A Punt Returned for a Touchdown

SAU – Matt Walker (96) vs. Kansas Wesleyan, 09/14/02
Opp – Mike O'Donnell (78), Trinity International, 10/18/03

An Interception Returned for a Touchdown

SAU – Dan Eble (61) at St. Francis, Ill., 09/29/07
Opp – Ross Bauman (53), Saint Francis, Ind., 09/27/08

A Fumble Returned for a Touchdown

SAU – Tyler Driscoll (0) vs. Trinity International, 11/09/07
Opp – Jonathan Dole (44), Saint Xavier, 11/01/03

Blocked Punt Returned for a Touchdown

SAU – TJ Sheedy (0) vs. St. Francis, Ill., 10/06/01
Opp – Jon Martin (32), UW-Platteville, 09/13/08

Individual Rushed for 200+ Yards

SAU – Larry Williams (211) vs. Trinity International, 10/09/04
Opp – John Booth (205), MidAmerica Nazarene, 11/22/03

Two Players Rush for 100+ Yards

SAU – Larry Williams (211) and Joe Schimmel (175) vs. Trin. Intl., 10/09/04
Opp – Cory Jacquay (122) and Mike Ledo (119), Saint Francis, Ind., 11/29/03

60-Yard Rush

SAU – DeQuinn Watford (62) at Olivet Nazarene, 11/11/06
Opp – Kevin Oberlande (67), Trinity International, 10/09/04

30+ Carries

SAU – Vernon Reed (39) at Olivet Nazarene, 11/11/06
Opp – Mike Genslinger (33), UW-Platteville, 09/08/07

Three Rushing Touchdowns

SAU – Vernon Reed (3) vs. McKendree, 10/14/06
Opp – Dom. Jones (3), McKendree, 11/05/05

Individual Pass for 300+ Yards

SAU – Will Ducey (354) vs. St. Francis, Ill., 10/04/08
Opp – John Goolsby (307), St. Francis, Ill., 10/04/08

Individual Pass for 400+ Yards

SAU – Jeff Kietzman (431) vs. William Penn, 10/29/05
Opp – Craig Fobbe (453), Morningside, 11/19/05

Three or More Passing Touchdowns

SAU – Will Ducey (3) vs. St. Francis, Ill., 10/04/08
Opp – Noah Shepard (3), South Dakota, 08/30/08

Four or More Passing Touchdowns

SAU – Jim DuPage (5) vs. Quincy, 11/03/07
Opp – Craig Fobbe (6), Morningside, 11/19/05

25+ Completions

SAU – Jim DuPage (28) at Saint Xavier, 11/17/07
Opp – Billy Yeo (27), Saint Xavier, 11/17/07

40+ Passing Attempts

SAU – Will Ducey (40) vs. McKendree, 10/18/08
Opp – John Goolsby (44), St. Francis, Ill., 10/04/08

Individual with 100+ Yards Receiving

SAU – Michael Hayward (107) at William Penn, 10/11/08
Opp – Ponce Palmer (158), St. Francis, Ill., 10/04/08

Individual with 200+ Yards Receiving

SAU – Andre Banks (223) at McKendree, 11/10/01
Opp – Deontrae Johnson (287), Morningside, 11/19/05

Individual with Two or More Touchdown Receptions

SAU – Michael Hayward (2) at Saint Francis, Ind., 09/27/08
Opp – Dan Skelly (2), South Dakota, 08/30/08

Individual with Three or More Touchdown Receptions

SAU – Vernon Reed (3) vs. Quincy, 11/03/07
Opp – Deontrae Johnson (4), Morningside, 11/19/05

50-Yard Completion

SAU – Will Ducey to Michael Hayward (52) vs. St. Francis, Ill., 10/04/08
Opp – Noah Shepard to Dan Skelly (79), South Dakota, 08/30/08

60-Yard Completion

SAU – Will Ducey to Billy Rembold (67) vs. Waldorf, 09/20/08
Opp – Noah Shepard to Dan Skelly (79), South Dakota, 08/30/08

Two Players with 100+ Yards Receiving

SAU – Michael Hayward (171) and Kyle Korth (148) vs. St. Francis, Ill., 10/04/08
Opp – Andy Ricca (163) and Jarrod Nowman (100), Saint Xavier, 10/22/05

10+ Receptions in a Game

SAU – Kyle Korth (10) vs. St. Francis, Ill., 10/04/08
Opp – Jason Fiske (10), St. Francis, Ill., 10/04/08

60-Yard Punt

SAU – Michael Hayward (67) at St. Francis, Ill., 09/29/07
Opp – Zak Brinkman (62, 66), UW-Platteville, 09/13/08

Player Blocked a Punt

SAU – Brandin Smith vs. Morningside, 11/18/06
Opp – Nick Grosso, UW-Platteville, 09/13/08

Kicked Three Field Goals in a Game

SAU – Scott Langel (3) at Olivet Nazarene, 10/25/08
Opp – Shane Longest (4), Saint Xavier, 11/17/07

Non-Quarterback Throws a Touchdown Pass

Opp – WR Trev Alfredson to Damon Mothershead (47), Morningside, 11/18/06

Multiple Interceptions

SAU – Zack Hughes and Justin Thompson (3 each) vs. Quincy, 11/03/07
Opp – Justin Carmean (2), Olivet Nazarene, 10/20/07

Recorded a Safety

SAU – at St. Francis, Ill., fumble in the end zone, 09/29/07
Opp – St. Francis, Ill., snap out of end zone on punt attempt, 10/04/08

Team Accounted for 30+ First Downs

SAU – 30 vs. Taylor, 09/24/05
Opp – 31, Saint Francis, Ind., 09/27/08

Team Passed for 300+ Yards

SAU – 354 vs. St. Francis, Ill., 10/04/08
Opp – 307, St. Francis, Ill., 10/04/08

Team Rushed for 300+ Yards

SAU – 313 vs. St. Francis, Ill., 11/04/06
Opp – 341, McKendree, 11/05/05

Team Had 500+ Yards Total Offense

SAU – 528 at William Penn, 10/11/08
Opp – 500, Saint Francis, Ind., 09/27/08

Team Had 600+ Yards Total Offense

SAU – 603 vs. William Penn, 10/06/07

Blocked a Field Goal

SAU – Kris Griswold at William Penn, 10/11/08
Opp – Cody Hackett, William Penn, 09/23/06

2008 St. Ambrose Football Roster

<u>No.</u>	<u>Name</u>	<u>Pos.</u>	<u>Ht.</u>	<u>Wt.</u>	<u>Yr.</u>	<u>Hometown/High School</u>
1	Bryant Beal	LB	6-0	200	Jr.	Roscoe, Ill./Boylan Catholic
1	Julian Lazzara	RB	5-7	175	Fr.	Evergreen Park, Ill./Brother Rice
2	Justin Wahrman	DB	5-10	175	Fr.	Carol Stream, Ill./Glenbard North
3	Nick Smither	WR	6-2	190	Jr.	Whiteland, Ind./Whiteland
3	Colin Fennell	RB	5-8	180	Fr.	Chillicothe, Ill./Peoria Notre Dame
4	Dave Kietzman	WR	6-2	200	Sr.	Eldridge, Iowa/North Scott
5	Billy Rembold	WR	6-0	180	Fr.	Bettendorf, Iowa/Bettendorf
6	Zack Hughes	FS	6-3	206	Jr.	Plainfield, Ill./Nequa Valley
7	Michael Hayward	WR	6-3	205	So.	Davenport, Iowa/Bettendorf
7	Matt Ardiente	DB	5-4	150	Fr.	Bartlett, Ill./St. Edward
8	PJ Conroy	ILB	5-10	200	Jr.	Elmhurst, Ill./Immaculate Conception
9	Steve Herbert	OLB	6-2	200	So.	Wheaton, Ill./Wheaton Warrenville South
10	Malcolm Parker	WR	6-3	190	Jr.	Chicago Heights, Ill./Marian Catholic
11	Will Ducey	QB	6-6	220	Sr.	Belleville, Ill./Althoff Catholic
12	Nick Boswell	DB	5-11	165	So.	Lamoni, Iowa/Lamoni
12	Ryan Gilbert	WR	5-10	165	Fr.	Elgin, Ill./St. Edward
13	Tim O'Connell	QB	6-0	175	Fr.	Franklin Park, Ill./East Leyden
14	Tyler Horberg	QB	6-0	180	Fr.	Cambridge, Ill./Cambridge
16	Kyle Korth	WR	6-2	205	Sr.	Stockton, Ill./Stockton
16	Thomas Haut	DB	5-9	175	Fr.	Davenport, Iowa/Davenport North
17	Kristopher Griswold	DB	6-0	205	Sr.	Mendota, Ill./Mendota
18	Zach Bellendier	QB	6-3	185	Fr.	Maquoketa, Iowa/Maquoketa
19	Charles Cady	DB	5-10	160	So.	Morrison, Ill./Morrison
20	Tim Brown	RB	5-8	180	Fr.	Chicago, Ill./Mount Carmel
20	Nick Lenz	DB	6-2	180	Fr.	Bartonville, Ill./Limestone
21	Gavin Tigges	K	5-11	165	Sr.	Dyersville, Iowa/Beckman
22	Brennan McCarron	RB	5-6	178	Sr.	Dubuque, Iowa/Wahlert
22	Mike Yarus	DB	5-10	180	Fr.	Mokena, Ill./Lincoln-Way East
23	Mike LaRocco	RB	5-7	185	So.	Palos Heights, Ill./Marist
24	Colin Suiter	DB	5-9	170	Jr.	Long Grove, Iowa/North Scott
24	Broc Dabling	RB	5-7	185	Fr.	Marion, Iowa/Marion
25	Alex Waterkotte	RB	6-1	205	Fr.	Quincy, Ill./Quincy Notre Dame
26	Mike DuBois	DB	5-10	172	So.	Daphne, Ala./Daphne
26	Tyler Moore	RB	5-10	195	Fr.	Burlington, Iowa/Burlington
27	Andrew Lellig	DB	6-0	185	So.	Davenport, Iowa/Davenport Central
28	Justin Verschoore	DB	6-2	185	Jr.	Van Horne, Iowa/Benton Community
28	Gerry Bertog	DB	6-1	170	Fr.	Chicago, Ill./Loyola Academy
29	Bryce Buchanan	OLB	6-0	205	Fr.	Cedar Rapids, Iowa/Jefferson
30	Ryan Foster	DB	6-0	170	Fr.	Chillicothe, Ill./Illinois Valley Central
31	Andrew Walker	LB	6-2	210	Fr.	Tinley Park, Ill./Andrew
32	Colin Green	DB	5-10	175	Jr.	South Elgin, Ill./St. Charles North
33	Jake Eikenberry	RB	5-10	200	Fr.	Bettendorf, Iowa/Bettendorf
35	Hank Belshause	OLB	5-11	190	Sr.	Orion, Ill./Alleman
36	Kyle Ryon	RB	6-0	220	Jr.	Peoria, Ill./Peoria Notre Dame
37	Kyle Brady	DB	6-0	200	Jr.	Bloomington, Ill./Central Catholic
38	Adam O'Neil	DB	5-11	175	Fr.	West Branch, Iowa/West Branch
39	Dan Sutton	DB	5-9	180	Fr.	Palatine, Ill./Palatine
40	Zach McCalester	SS	5-10	205	So.	Reasnor, Iowa/Prairie City Monroe
41	Jim Forner	DB	6-4	210	Jr.	Crystal Lake, Ill./Crystal Lake South
42	Mike LeMay	DL	6-2	230	Jr.	Sterling, Ill./Newman Central Catholic
43	Ricky Jackson	LB	6-0	210	So.	Bartlett, Ill./Bartlett

2008 St. Ambrose Football Roster

<u>No.</u>	<u>Name</u>	<u>Pos.</u>	<u>Ht.</u>	<u>Wt.</u>	<u>Yr.</u>	<u>Hometown/High School</u>
44	John Michaletti	DB	5-8	185	Fr.	Rock Island, Ill./Alleman
45	Mike Walter	DE	6-2	240	Sr.	DeWitt, Iowa/DeWitt Central
46	Kris Ford	LB	5-11	200	So.	Plainfield, Ill./Plainfield
47	Jeremy Johnson	LB	5-11	195	Sr.	Blue Island, Ill./St. Rita
48	Cody Lafler	LB	6-0	225	So.	Van Horne, Iowa/Benton Community
48	Mark Houlihan	DB	5-9	160	Fr.	New Lenox, Ill./Providence Catholic
49	Michael Miles	DB	5-8	163	Fr.	Alpha, Ill./AlWood
50	Jason Bradford	DL	6-1	255	Jr.	Rockford, Ill./Boylan Catholic
50	Joseph Allegretti	LB	5-8	185	Fr.	St. Charles, Ill./St. Charles North
51	Arthur Haug	LB	6-1	200	Fr.	Mount Vernon, Iowa/Mount Vernon
51	Ben Hedrick	OLB	5-11	190	Fr.	Pella, Iowa/Pella
52	Jim Skupien	LB	6-1	215	Jr.	Glen Ellyn, Ill./Glenbard South
52	Anthony Burian	LB	6-0	220	Fr.	Montgomery, Ill./Oswego
53	Zach Neuerburg	DL	5-9	210	So.	Rock Island, Ill./Alleman
53	Patrick Hollis	OLB	6-1	190	Fr.	Kirkwood, Ill./United
54	Josh Greenback	LB	5-11	190	Fr.	Joliet, Ill./Joliet Catholic
54	Zack Shuta	OL	6-3	220	Fr.	Lisle, Ill./Montini Catholic
55	Tyler Boyle	LB	6-0	210	So.	Montgomery, Ill./Oswego
55	Justin DePover	LB	6-0	220	Fr.	Bettendorf, Iowa/Pleasant Valley
56	Adrian Leal	LB	6-0	215	Fr.	Hanover Park, Ill./Glenbard North
56	Joe Biszewski	OLB	6-1	190	Fr.	Chicago, Ill./Brother Rice
57	Jake Jakaitis	DL	6-3	240	Sr.	Chicago, Ill./Marist
57	Brian Popek	LB	6-2	210	Fr.	Chicago, Ill./St. Rita
58	Matt Selvaggio	DL	6-2	220	Fr.	Springfield, Ill./Sacred Heart-Griffin
58	Brendan Koren	OLB	5-10	195	Fr.	Quincy, Ill./Quincy Notre Dame
59	Jacob Kretlow	OLB	5-7	180	Fr.	Normal, Ill./Normal
59	Mason Tangen	OL	6-4	300	So.	Blue Grass, Iowa/Davenport West
60	Jordan Hanrahan	OL	6-2	275	Jr.	Iowa City, Iowa/Regina
60	Leon Curry	OL	5-11	275	Fr.	Gainsville, Ga./East Hall
61	Tyler Bailey	LB	6-1	200	So.	West Branch, Iowa/West Branch
61	Jacob Laird	DL	6-1	190	Fr.	Moline, Ill./Moline
62	Steve Wesselhoff	OLB	6-1	205	Fr.	Chicago Ridge, Ill./Brother Rice
62	Nick Vandermyde	LB	5-10	205	So.	Morrison, Ill./Morrison
63	Matt Mueller	OL	6-3	265	Jr.	Taylor Ridge, Ill./Rockridge
63	Chad Kron	LB	5-9	170	Fr.	Chicago, Ill./Guerin
64	Nick Hauge	OL	5-10	255	Fr.	Rockford, Ill./Boylan Catholic
64	Mike Corrigan	OL	6-3	260	Jr.	Berwyn, Ill./St. Joseph's
65	Joe Minor	OL	6-1	255	Fr.	Rockdale, Ill./Joliet Catholic
65	Adam Septer	LB	6-1	210	Fr.	Moline, Ill./Moline
66	Rylee VanMelkebeke	OL	6-1	245	So.	Cambridge, Ill./Cambridge
66	Melvin Jarrett	LB	5-9	230	Fr.	Rock Island, Ill./Rock Island
67	Matt Neiert	OL	6-3	250	Jr.	Crystal Lake, Ill./Crystal Lake South
68	Shane Heath	OL	6-2	270	Fr.	Mesquite, Texas/Horn
68	Marcus Soat	LB	5-8	185	Fr.	East Dubuque, Ill./East Dubuque
69	Matt Sutton	OL	6-3	315	Jr.	San Diego, Calif./West Hills
69	Martin Schuetz	OL	5-10	230	Fr.	Wheeling, Ill./Wheeling
70	Joe Gaffey	OL	6-3	280	Jr.	Iowa City, Iowa/Regina
70	Matt Walsh	DL	6-3	180	Fr.	Chicago, Ill./Brother Rice
71	Mike Iazzetto	OL	6-0	260	Jr.	Darien, Ill./Downers Grove South
72	David Gonzalez	OL	6-2	270	Fr.	Chicago, Ill./Notre Dame
72	Kris Penton	OLB	5-10	210	So.	New Orleans, La./Christian Fellowship

2008 St. Ambrose Football Roster

No.	Name	Pos.	Ht.	Wt.	Yr.	Hometown/High School
73	Spencer Smith	OL	6-2	265	Fr.	Rockford, Ill./Boylan Catholic
74	Zak Swanson	OL	6-3	240	Fr.	Cambridge, Ill./Cambridge
74	Jordan Hamill	OL	5-11	240	Fr.	Oceanside, Calif./El Camino
75	TJ Weiss	LB	6-0	197	Fr.	Kaneland, Ill./Kaneland
76	Maurice Fulton	DL	5-9	290	So.	Chicago, Ill./Mount Carmel
76	Griffin McLaughlin	OL	6-0	310	Fr.	Elkhorn, Wis./Elkhorn
77	Chad Wilson	DL	5-11	245	Fr.	Iowa City, Iowa/Iowa City West
77	Jeremy Ferry	OLB	5-10	190	Fr.	Springfield, Ill./Springfield Southeast
78	Sean McKnight	DT	5-11	250	So.	Milan, Ill./Alleman
80	Matt Hohs	WR	5-9	170	Sr.	Morton Grove, Ill./Niles West
81	Eric Boyle	WR	6-1	185	Fr.	Orland Park, Ill./Carl Sandburg
82	Hayden Grove	WR	6-2	190	Fr.	Orland Park, Ill./Providence Catholic
83	Jordan Martinez	WR	5-10	165	Fr.	Davenport, Iowa/Davenport Central
84	Austin Hochstetler	TE	6-1	220	Jr.	West Liberty, Iowa/West Liberty
85	Beau Foiles	WR	5-11	160	Fr.	Peoria, Ill./Limestone
86	Alec Kiburz	TE	6-4	220	So.	Marion, Iowa/Marion
87	Matt Byers	TE	6-3	205	Jr.	Cedar Rapids, Iowa/Jefferson
88	Dan Foster	WR	6-0	195	Jr.	Chillicothe, Ill./Illinois Valley Central
89	Derek Hamstra	TE	5-11	230	Fr.	Morrison, Ill./Morrison
90	Joey Carioti	DT	5-8	260	Jr.	Mokena, Ill./Providence Catholic
90	Dan Nelson	TE	6-2	195	Fr.	Moline, Ill./Moline
91	Vince Fillipp	DT	5-10	275	Sr.	Cary, Ill./Cary-Grove
91	Earl Morrissey	DB	6-0	180	Fr.	Chicago, Ill./De La Salle
92	Dan Sharp	DL	6-5	220	Fr.	Joliet, Ill./Joliet Catholic
92	Cam Quackenbush	DB	5-10	185	Fr.	Oswego, Ill./Oswego
93	Curtis Roeder	DE	6-2	235	So.	Andrew, Iowa/Andrew
93	Tom Sendelbach	DB	5-9	175	Fr.	Henry, Ill./Henderson Senachwine
94	David Wiemers	P	6-0	175	So.	Peoria, Ill./Peoria Notre Dame
94	Ben Tuttle	DL	6-1	215	Fr.	Sheffield, Ill./Bureau Valley
95	Matt Boisacy	DT	6-0	250	Jr.	Bartlett, Ill./Driscoll Catholic
95	Ryan Vonnahme	P	5-4	150	Fr.	Dubuque, Iowa/Wahlert
96	Josh Carter	TE	6-1	250	Fr.	Bartonville, Ill./Limestone
96	Kyle Joerger	K	5-6	165	Fr.	Minooka, Ill./Minooka
97	Jarrod Reichelt	OLB	6-1	210	So.	Iowa City, Iowa/Regina
97	Danny Rufus	DL	6-6	250	Fr.	Chillicothe, Ill./Illinois Valley Central
98	Scott Langel	K/P	5-11	185	Fr.	Glen Ellyn, Ill./Glenbard South
98	Luke Hansen	K	5-10	145	Fr.	Tremont, Ill./Tremont
99	Charlie Ochoa	K	5-10	210	So.	Muscatine, Iowa/Muscatine
99	Ray Duncker	DL	6-2	205	Fr.	Chicago, Ill./St. Ignatius

Head Coach: Mike Magistrelli

Assistant Coaches: Jeff Girsch (DC), Tom Freeman (RB, K/P), Steve Bakeris (OL), Ed Morrissey (OLB), Nate Fisher (DL), JD Wilson (WR), Max Duvall (DB), Matt Drinkall (LB), Brad Cook (DL), Adam Jordison (DL), Russ Monk (Student Assistant)

This afternoon, St. Ambrose will recognize its 11 seniors playing in their final home game.

#35 Hank Belshouse
#11 Will Ducey
#91 Vince Fillipp
#17 Kris Griswold

#80 Matt Hohs
#57 Jake Jakaitis
#47 Jeremy Johnson
#4 Dave Kietzman

#16 Kyle Korth
#21 Gavin Tigges
#45 Mike Walter

2008 St. Ambrose Football

Two-Deep Roster

Offense

QB	11	Will Ducey
	7	Michael Hayward
TB	22	Brennan McCarron
	23	Mike LaRocco
WR	7	Michael Hayward
RB	36	Kyle Ryon
WR	16	Kyle Korth
	4	David Kietzman
WR	5	Billy Rembold
	80	Matt Hohs
TE	84	Austin Hochstetler
	87	Matt Byers
LT	69	Matt Sutton
	70	Joe Gaffey
LG	60	Jordan Hanrahan
	65	Joe Minor
C	71	Mike Iazzetto
	73	Spencer Smith
RG	64	Nick Hauge
	65	Joe Minor
RT	63	Matt Mueller
	74	Zak Swanson

Defense

DE	45	Mike Walter
	50	Jason Bradford
NT	91	Vince Fillipp
	90	Joey Carioti
DE	57	Jake Jakaitis
	42	Mike LeMay
OLB	35	Hank Belshause
	97	Jarrold Reichelt
LB	8	PJ Conroy
	52	Jim Skupien
LB	48	Cody Lafler
	56	Adrian Leal
OLB	9	Steve Herbert
	47	Jeremy Johnson
FS	6	Zack Hughes
	28	Justin Verschoore
SS	17	Kris Griswold
	41	Jim Forner
CB	24	Colin Suiter
	38	Adam O'Neil
CB	32	Colin Green
	19	Charles Cady

Special Teams

P	94	David Wiemers
K	98	Scott Langel
LS	43	Ricky Jackson
HOLD	80	Matt Hohs
PR	6	Zack Hughes
KR	5	Billy Rembold
	20	Tim Brown

Statistics

TEAM STATISTICS		SAU	OPP	RUSHING		Att	Net	Avg	TD	Avg/G		
SCORING.....		188	183	LaRocco	62	348	5.6	3	43.5			
Points Per Game....		23.5	22.9	McCarron	71	284	4.0	3	40.6			
FIRST DOWNS.....		141	155	Brown	27	145	5.4	1	20.7			
Rushing.....		45	72	Ryon	32	125	3.9	2	15.6			
Passing.....		86	72	Eikenberry	18	51	2.8	0	12.8			
Penalty.....		10	11	Total.....	270	921	3.4	9	115.1			
RUSHING YARDAGE.....		921	1270	Opponents.....	336	1270	3.8	11	158.8			
Yards gained rushing		1179	1559	PASSING		Att-Cmp-Int	Pct	Yds	TD	Avg/G		
Yards lost rushing..		258	289	Ducey	287-156-4	54.4	1830	14	228.8			
Rushing Attempts....		270	336	Horberg	4-4-0	100.0	30	0	15.0			
Average Per Rush....		3.4	3.8	Hayward	3-3-0	100.0	24	1	3.0			
Average Per Game....		115.1	158.8	Total.....	295-163-4	55.3	1884	15	235.5			
TDs Rushing.....		9	11	Opponents..	231-126-12	54.5	1529	10	191.1			
PASSING YARDAGE.....		1884	1529	RECEIVING		No.	Yds	Avg	TD	Avg/G		
Att-Comp-Int.....		295-163-4	231-126-12	Hayward	60	817	13.6	7	102.1			
Average Per Pass....		6.4	6.6	Korth	39	455	11.7	3	56.9			
Average Per Catch....		11.6	12.1	Rembold	20	317	15.9	2	39.6			
Average Per Game....		235.5	191.1	Hochstetler	11	111	10.1	3	13.9			
TDs Passing.....		15	10	McCarron	8	62	7.8	0	8.9			
TOTAL OFFENSE.....		2805	2799	Foiles	6	37	6.2	0	18.5			
Total Plays.....		565	567	LaRocco	6	20	3.3	0	2.5			
Average Per Play....		5.0	4.9	Total.....	163	1890	11.6	15	236.2			
Average Per Game....		350.6	349.9	Opponents.....	126	1529	12.1	10	191.1			
KICK RETURNS: #-YARDS.		32-676	34-608	PUNT RETURNS		No.	Yds	Avg	TD	Long		
PUNT RETURNS: #-YARDS.		11-90	15-83	Belshause	5	83	16.6	0	40			
INT RETURNS: #-YARDS..		12-152	4-115	Total.....	11	90	8.2	0	40			
KICK RETURN AVERAGE...		21.1	17.9	Opponents.....	15	83	5.5	1	32			
PUNT RETURN AVERAGE...		8.2	5.5	INTERCEPTIONS		No.	Yds	Avg	TD			
INT RETURN AVERAGE....		12.7	28.8	Griswold	3	63	21.0	0				
FUMBLES-LOST.....		18-6	17-10	Hughes	2	21	10.5	0				
PENALTIES-YARDS.....		50-483	48-448	Green	2	0	0.0	0				
Average Per Game....		60.4	56.0	Conroy	2	47	23.5	0				
PUNTS-YARDS.....		50-1408	36-1292	Total.....	12	152	12.7	0				
Average Per Punt....		28.2	35.9	Opponents.....	4	115	28.8	1				
Net punt average....		26.5	33.4	KICK RETURNS		No.	Yds	Avg	TD	Long		
TIME POSSESSION/GAME..		29:45	30:15	Brown	18	308	17.1	0	31			
3RD-DOWN CONVERSIONS..		35/117	52/128	Belshause	6	153	25.5	0	40			
3rd-Down Pct.....		30%	41%	Ryon	3	61	20.3	0	31			
4TH-DOWN CONVERSIONS..		5/15	4/13	LaRocco	2	100	50.0	0	78			
4th-Down Pct.....		33%	31%	Total.....	32	676	21.1	0	78			
SACKS BY-YARDS.....		18-118	22-159	Opponents.....	34	608	17.9	0	37			
MISC YARDS.....		6	7	PUNTING		No.	Yds	Avg	Long	I20		
TOUCHDOWNS SCORED....		24	23	Wiemers	28	824	29.4	44	10			
FIELD GOALS-ATTEMPTS..		7-12	6-15	Langel	19	606	31.9	46	5			
PAT-ATTEMPTS.....		23-24	23-23	Total.....	50	1408	28.2	46	15			
ATTENDANCE.....		5050	13775	Opponents.....	36	1292	35.9	66	6			
Games/Avg Per Game..		4/1262	4/3444	-----Tackles-----		-Sacks-		-Pass Def-		-Fumbles-		
SCORE BY QTRTS		1st	2nd	3rd	4th	Total	TFL/Yds	No-Yds	Int-Yds	BrUp	Rcv-Yds	FF
St. Ambrose...		48	48	47	45	- 188						
Opponents.....		35	83	31	34	- 183						
DEFENSIVE LEADERS		GP	Solo	Ast	Total	TFL/Yds	No-Yds	Int-Yds	BrUp	Rcv-Yds	FF	
8 PJ Conroy		8	24	36	60	1.5-1	.	2-47	2	.	1	
55 Tyler Boyle		7	23	36	59	5.5-16	2-4	.	2	.	1	
17 Kris Griswold		8	30	20	50	6.0-18	.	3-63	4	.	.	
35 Hank Belshause		8	26	23	49	8.0-35	2-14	1-5	5	3-0	2	
57 Jake Jakaitis		8	15	29	44	6.0-10	2-4	.	.	.	1	
32 Colin Green		8	29	15	44	5.0-10	.	2-0	7	.	.	
45 Mike Walter		8	17	27	44	13.5-60	8-43	.	4	2-0	.	
6 Zack Hughes		8	19	22	41	0.5-1	.	2-21	2	2-0	.	
9 Steve Herbert		8	17	20	37	2.5-16	1-11	.	2	1-5	1	
91 Vince Fillipp		8	12	21	33	5.5-28	4-22	.	.	2-1	1	
90 Joey Carioti		7	8	21	29	1.0-6	2-6	
48 Cody Lafler		6	13	7	20	3.5-12	1-8	
52 Jim Skupien		5	10	5	15	1.0-6	1-6	1-11	.	.	.	
97 Jarrod Reichelt		6	9	4	13	2.0-6	
41 Jim Forner		5	7	6	13	.	.	.	1	.	.	
24 Colin Suiter		6	6	5	11	0.5-2	.	1-5	.	.	.	
38 Adam O'Neil		5	7	2	9	.	.	.	1	.	.	
Total.....		8	302	330	632	64-237	18-118	12-152	32	10-6	9	
Opponents.....		8	292	294	586	53-236	22-159	4-115	33	6-7	7	

2008 Iowa Wesleyan Football Roster

<u>No.</u>	<u>Name</u>	<u>Pos.</u>	<u>Ht.</u>	<u>Wt.</u>	<u>Yr.</u>	<u>Hometown/PreviousSchool</u>
1	Bryan Abihider	QB	6-0	201	Sr.	Hemet, Calif./Hemet
2	Jaren Maybin	RB	5-11	171	Jr.	Baltimore, Md./Catonsville
3	Gerald Knighten	DB	5-9	173	Jr.	Bellwood, Ill./Proviso West
4	Lawrence Moore	WR	5-9	158	So.	Country Club Hills, Ill./Rich Central
5	Quentin Lang	LB	6-1	220	Sr.	Bellwood, Ill./Proviso West
6	Jermaine Paul	RB	5-5	143	So.	Houston, Texas/Furr
7	T.J. Tolliver	QB	5-10	177	So.	Bellwood, Ill./Proviso West
8	Brian Farmer	WR	5-8	188	Jr.	Bronx, N.Y./Evander Childs
10	Scott Baldwin	LB	6-0	210	Jr.	Penn Valley, Calif./Nevada Union
12	Zach Ray	QB	5-8	179	Fr.	Springfield, Ill./Springfield Southeast
13	Joel Keller	RB	5-11	163	Fr.	Columbus Junction, Iowa/Columbus
14	Kelvin Brunson	WR	5-9	136	So.	Vienna, Ga./Dooly County
15	Darious Watson	DB	5-8	196	Jr.	Bellwood, Ill./Proviso West
16	Mervin (Pep) Shaw	DB	5-8	161	Sr.	St. Louis, Mo./Riverview Gardens
17	Blake Jones	DB	6-3	189	Fr.	Lynnwood, Wash./Interlake
18	Lonzell Maddock	WR	6-1	198	Sr.	Seattle, Wash./Rainier Beach
19	Shane Newbill	WR	6-1	170	So.	St. Louis, Mo./Soldan
20	Jason Amy	DB	5-8	173	Jr.	Lake Elsinore, Calif./Temescal Canyon
21	Greg Fields	RB	5-7	160	So.	St. Louis, Mo./Riverview Gardens
22	Kyle DeRossett	LB	6-0	200	Sr.	Dupo, Ill./Dupo
23	Allante Taylor	DB	5-10	172	Fr.	Detroit, Mich./Frederick Douglass
25	Shawn Monos	SS	5-11	186	Fr.	Warner Robins, Ga./Warner Robins
26	Carl Granum	LB	5-11	178	Jr.	Brooklyn, N.Y./William E. Grady
27	Scott Knipfer	DB/K	5-10	189	Sr.	Cottage Grove, Wis./Monona Grove
28	Ryne Schrock	DB	6-1	182	Fr.	North Liberty, Iowa/Clear Creek Amana
29	Ray Wilcox	RB	6-1	191	Fr.	Eureka, Ill./Eureka
30	Cameron Jones	LB	5-8	203	Fr.	O'Fallon, Mo./Hazelwood East
31	Tyler McGuire	DB/P	6-0	190	Sr.	Mount Pleasant, Iowa/Mount Pleasant
33	Lamont Williams	RB	5-7	193	Fr.	Hamlet, N.C./Richmond
34	Chris Owens	LB	6-0	232	So.	Greer, S.C./Greer
36	Robert Myers	RB	5-6	175	Fr.	Clarksville, Ind./Clarksville
37	Kenrick Lawson	LB	6-0	217	So.	Brooklyn, N.Y./William E. Grady
38	Ethan Lord	RB	5-9	173	Fr.	Dupo, Ill./Dupo
39	Andrew Davis	DB	6-1	173	Fr.	Macedonia, Ohio/Nordonia
40	Colby Carlisle	LB	5-9	213	Fr.	Lincoln, Ala./Lincoln
41	Chris Taylor	RB/K	5-11	200	Fr.	Springfield, Ill./Springfield Southeast
42	Brian Schrock	DB	5-10	165	Fr.	Congerville, Ill./Eureka
43	Adrian Muex	LB	5-10	196	Fr.	Springfield, Ill./Springfield Southeast
44	Jerry Wimes	LB	5-11	251	Sr.	Mount Dora, Fla./Mount Dora
46	Giovanni Garofalo	FB	5-9	212	Fr.	Whitestone, N.Y./Holy Cross
47	Deleone Williams	RB	5-9	202	Fr.	St. Louis, Mo./Oakville
48	Troy DeRossett	DL	6-2	240	Fr.	Dupo, Ill./Dupo
49	Brock Chestleigh	LB	5-9	183	Fr.	Country Club Hills, Ill./Hillcrest
50	Chris Newman	OL	5-11	265	Jr.	Mount Dora, Fla./Mount Dora
51	Dominique Richards	LB	6-1	214	So.	Bronx, N.Y./Pelham Prep
52	Antonio Webb	DL/LB	5-9	205	Fr.	St. Louis, Mo./Oakville
53	Jonathan Hamilton	LB	5-10	189	Fr.	St. Louis, Mo./Sumner
54	Darryl Lee, Jr.	LB	5-11	211	Fr.	Seattle, Wash./Rainier Beach
56	Alex Holmes	DT	5-11	255	Fr.	San Diego, Calif./Point Loma
57	Matthew Palmer-Newton	LB	6-0	182	Fr.	Camarillo, Calif./Rio Mesa
59	Corey Liggett	LB	6-4	194	Fr.	Wever, Iowa/West Burlington

2008 Iowa Wesleyan Football Roster

<u>No.</u>	<u>Name</u>	<u>Pos.</u>	<u>Ht.</u>	<u>Wt.</u>	<u>Yr.</u>	<u>Hometown/PreviousSchool</u>
60	Nate Schrock	OL	6-3	243	Fr.	Mediapolis, Iowa/Mediapolis
64	Jesus Fuentes	OL	5-11	301	Fr.	Cedar Hill, Texas/Cedar Hill
66	Tyler Stewart	OL	5-9	260	Fr.	Merritt Island, Fla./Satellite
67	Kaleb Droz	OL	5-10	253	Fr.	Ottumwa, Iowa/Cardinal
69	William Cornelious	OL	5-10	278	So.	St. Louis, Mo./Affton
70	Joe Maddock	OL	6-1	263	Fr.	St. Louis, Mo./Oakville
71	Tim Chavez	OL	6-6	318	So.	Champaign, Ill./Champaign Central
72	Justin Gardner	OL	6-3	235	So.	Brooklyn, N.Y./William E. Grady
75	Ronald Ince	OL	6-2	242	So.	Brooklyn, N.Y./William E. Grady
76	William Brooks	DE	6-3	225	Fr.	Macon, Ga./Southwest
77	Clint Hunold	OL	6-6	312	Sr.	Donnellson, Iowa/Central Lee
78	Rocco Russo	OL	6-2	294	So.	Miami, Fla./Southridge
79	Maxmillian Chambers	DL	7-0	368	Fr.	Bloomington, Ill./University HS
80	Deleon Bolds	TE	6-1	245	Sr.	Chicago, Ill./Hyde Park
84	Daryan Coleman	WR	5-9	169	So.	Downers Grove, Ill./Downers North
85	J.P. Williams	DL	6-1	209	So.	North Pole, Alaska/Ben Eilson
89	Bayquon McDonald	WR	6-5	173	So.	Bronx, N.Y./Dewitt Clinton
90	Richard Silva	DL	6-0	247	Fr.	Kirkland, Wash./Interlake
91	Juan Rodriguez	DL	5-11	204	Fr.	Seattle, Wash./Rainier Beach
92	Kris Fleming	DE	5-11	239	Jr.	Chicago, Ill./Proviso West
93	Victor Grace	DL	6-2	276	Fr.	Rochelle, Ga./Wilcox County
94	Tarvis Gordon	DL	5-11	247	Fr.	Sanford, Fla./Winter Springs
95	Kevin Henson	DL	6-5	285	Fr.	Springfield, Ill./Springfield Southeast
96	Cameron Daffron	DL	6-4	207	Fr.	Clarksville, Ind./Clarksville
97	Eric Stepney	DL	6-1	301	So.	St. Louis, Mo./Affton
98	Derek Glasscock	DL	5-11	226	Fr.	Beckemeyer, Ill./Breese Central

Head Coach: Jason Smelser

Assistant Coaches: Ross Grall (Offensive Coordinator), Peter Jennings (Quarterbacks/Wide Receivers), Jason LaRose (Running Backs), Jeffery Candler (Defensive Line), Joe Stubbs (Defensive Backs)

2008 Iowa Wesleyan Football

Two-Deep Roster

Offense

QB	11	Bryan Abihider
	7	T.J. Tolliver
HB	2	Jaren Maybin
	6	Jermaine Paul
FB	21	Greg Fields
	14	Kelvin Brunson
SB	80	Deleon Bolds
	18	Lonzell Maddock
WR	4	Lawrence Moore
	19	Shane Newbill
WR	89	Bayquon McDonald
	8	Brian Farmer
LT	50	Chris Newman
	72	Justin Gardner
LG	78	Rocco Russo
	70	Joe Maddock
C	66	Tyler Stewart
	72	Justin Gardner
RG	77	Clint Hunold
	71	Tim Chavez
RT	60	Nate Schrock
	69	William Cornelious

Defense

E	92	Kris Fleming
	52	Antonio Webb
N	97	Eric Stepney
	98	Derek Glasscock
T	56	Alex Holmes
	48	Troy DeRossett
LB	10	Scott Baldwin
	51	Dominique Richards
LB	44	Jerry Wimes
	34	Chris Owens
LB	5	Quentin Lang
	30	Cameron Jones
LB	22	Kyle DeRossett
	26	Carl Granum
LC	3	Gerald Knighten
	20	Jason Amy
FS	27	Scott Knipfer
	39	Andrew Davis
SS	15	Darious Watson
	25	Shawn Monos
RC	16	Mervin Shaw
	31	Tyler McGuire

Special Teams

P	31	Tyler McGuire
PK	27	Scott Knipfer
LS	44	Jerry Wimes
HOLD	11	Bryan Abihider
PR	14	Kelvin Brunson
KR	14	Kelvin Brunson
	7	T.J. Tolliver

Statistics

TEAM STATISTICS		IWC	OPP	RUSHING		Att	Net	Avg	TD	Avg/G				
SCORING.....		181	198	Maybin	142	734	5.2	7	91.8					
Points Per Game....		22.6	24.8	Abihider	98	243	2.5	3	30.4					
FIRST DOWNS.....		143	131	Chambers	23	74	3.2	1	14.8					
Rushing.....		62	61	Tolliver	10	53	5.3	2	6.6					
Passing.....		70	55	McGuire	2	37	18.5	0	4.6					
Penalty.....		11	15	Paul	10	36	3.6	1	4.5					
RUSHING YARDAGE.....		1215	1263	Total.....	293	1215	4.1	15	151.9					
Yards gained rushing		1445	1473	Opponents.....	303	1263	4.2	12	157.9					
Yards lost rushing..		230	210	<u>PASSING</u>		Att-Cmp-Int	Pct	Yds	TD	Avg/G				
Rushing Attempts....		293	303	Abihider	246-148-9	60.2	1557	8	194.6					
Average Per Rush....		4.1	4.2	Tolliver	2-1-0	50.0	-2	0	-0.2					
Average Per Game....		151.9	157.9	Total.....	248-149-9	60.1	1555	8	194.4					
TDs Rushing.....		15	12	Opponents..	205-110-7	53.7	1248	12	156.0					
PASSING YARDAGE.....		1555	1248	<u>RECEIVING</u>		No.	Yds	Avg	TD	Avg/G				
Att-Comp-Int.....		248-149-9	205-110-7	Moore	50	758	15.2	5	94.8					
Average Per Pass....		6.3	6.1	Fields	28	270	9.6	1	33.8					
Average Per Catch....		10.4	11.3	Bolds	21	166	7.9	0	20.8					
Average Per Game....		194.4	156.0	Brunson	16	80	5.0	0	13.3					
TDs Passing.....		8	12	Maybin	15	92	6.1	0	11.5					
TOTAL OFFENSE.....		2770	2511	McDonald	6	80	13.3	0	10.0					
Total Plays.....		541	508	Newbill	5	54	10.8	0	7.7					
Average Per Play....		5.1	4.9	Total.....	149	1555	10.4	8	194.4					
Average Per Game....		346.2	313.9	Opponents.....	110	1248	11.3	12	156.0					
KICK RETURNS: #-YARDS.		30-456	34-503	<u>PUNT RETURNS</u>		No.	Yds	Avg	TD	Long				
PUNT RETURNS: #-YARDS.		17-115	19-203	Paul	8	54	6.8	0	41					
INT RETURNS: #-YARDS..		7-52	9-140	Brunson	5	44	8.8	0	35					
KICK RETURN AVERAGE...		15.2	14.8	Knighten	2	5	2.5	0	5					
PUNT RETURN AVERAGE...		6.8	10.7	Total.....	17	115	6.8	0	41					
INT RETURN AVERAGE....		7.4	15.6	Opponents.....	19	203	10.7	1	72					
FUMBLES-LOST.....		11-7	9-7	<u>INTERCEPTIONS</u>		No.	Yds	Avg	TD					
PENALTIES-YARDS.....		48-472	55-509	Knighten	4	19	4.8	0						
Average Per Game....		59.0	63.6	Total.....	7	52	7.4	1						
PUNTS-YARDS.....		40-1423	39-1439	Opponents.....	9	140	15.6	1						
Average Per Punt....		35.6	36.9	<u>KICK RETURNS</u>		No.	Yds	Avg	TD	Long				
Net punt average....		30.5	33.9	Paul	9	122	13.6	0	18					
TIME POSSESSION/GAME..		31:26	28:34	Brunson	5	97	19.4	0	29					
3RD-DOWN CONVERSIONS..		45/115	43/113	Shaw	5	76	15.2	0	24					
3rd-Down Pct.....		39%	38%	Amy	5	88	17.6	0	20					
4TH-DOWN CONVERSIONS..		9/17	6/14	Total.....	30	456	15.2	0	29					
4th-Down Pct.....		53%	43%	Opponents.....	34	503	14.8	0	31					
SACKS BY-YARDS.....		14-88	20-143	<u>PUNTING</u>		No.	Yds	Avg	Long	I20				
MISC YARDS.....		40	0	McGuire	24	833	34.7	57	12					
TOUCHDOWNS SCORED....		24	26	Knipfer	16	590	36.9	44	6					
FIELD GOALS-ATTEMPTS..		6-9	5-7	Total.....	40	1423	35.6	57	18					
PAT-ATTEMPTS.....		17-20	25-25	Opponents.....	39	1439	36.9	62	10					
ATTENDANCE.....		4835	3430	-----Tackles-----		-Sacks-	-Pass Def-	-Fumbles-						
Games/Avg Per Game..		4/1209	4/858	DEFENSIVE LEADERS	GP	Solo	Ast	Total	TFL/Yds	No-Yds	Int-Yds	BrUp	Rcv-Yds	FF
SCORE BY QTR		1st	2nd	3rd	4th	Total								
Iowa Wesleyan.		29	47	54	51	-	181							
Opponents.....		66	59	39	34	-	198							
22 Kyle DeRossett		8	26	20	46	5.0-28	1.5-14
15 Darious Watson		7	30	13	43	1.0-5	.	.	1	.	.	.	1	.
27 Scott Knipfer		7	28	13	41	4.5-15	.	.	3	1-0
97 Eric Stepney		8	13	20	33	0.5-0	0.5-0	1-5	.	2-0
34 Chris Owens		8	18	14	32	8.5-29	2.0-14	.	1
44 Jerry Wimes		8	14	17	31	4.5-8	2.0-2	1	.
51 Dominique Richards		7	16	14	30	3.5-14	2.0-7
5 Quentin Lang		8	13	17	30	2.0-5	0.5-3
56 Alex Holmes		8	16	11	27	4.0-10	1.5-4	1-0	1	1-0	2	.	.	2
10 Scott Baldwin		8	16	11	27	5.5-36	1.0-18	.	1	2-40	2	.	.	2
61 Kris Fleming		8	13	12	25	7.5-32	2.0-18	.	.	1-0	1	.	.	1
16 Mervin Shaw		8	15	9	24	.	.	.	2
30 Cameron Jones		8	10	12	22	0.5-2
3 Gerald Knighten		8	8	8	16	0.5-0	.	4-19	3
24 Damon Foster		5	9	5	14	.	.	1-28	2
20 Jason Amy		8	8	4	12	2.0-11
39 Andrew Davis		8	7	3	10	2.5-8	.	.	1
Total.....		8	297	238	535	55-218	14-88	7-52	15	7-40	7	.	.	7
Opponents.....		8	-	-	-	-	20-143	9-140	15	7-0	6	.	.	6